



Evaluation of Hydrostatic Resistance and Comfort Properties of Breathable Laminated Fabrics

Abdur Razzaque, M.Sc.

SUMMARY OF THE THESIS

Title of the thesis: Evaluation of Hydrostatic Resistance and Comfort Properties of Breathable Laminated Fabrics

Author: Abdur Razzaque, M.Sc.

Field of study: Textile Technics and Material Engineering

Mode of study: Full time

Department: Department of Textile Evaluation

Supervisor: Ing. Pavla Těšínová, Ph.D.

Committee for the defense of the dissertation:

Chairman:

prof. RNDr. Oldřich Jirsák, CSc.

FT TUL, katedra netkaných textilií
a nanovláknenných materiálů

Vice-chairman:

prof. Ing. Jakub Wiener, Ph.D.

FT TUL, katedra materiálového inženýrství

prof. Ing. Jiří Militký, CSc.

FT TUL, katedra materiálového inženýrství

prof. Ing. Michal Šejnoha, Ph.D., DSc.

Fakulta stavební ČVUT, katedra mechaniky

prof. Ing. Karel Adámek, CSc. (oponent)

doc. Ing. Vladimír Bajzík, Ph.D.

FT TUL, katedra hodnocení textilií

doc. Ing. Lukáš Čapek, Ph.D. (oponent)

FT TUL, katedra technologií a struktur

doc. Ing. Antonín Havelka, CSc.

FT TUL, katedra oděvnictví

doc. Ing. Maroš Tunák, Ph.D.

FT TUL, katedra hodnocení textilií

The dissertation is available at the Dean's Office FT TUL.

Liberec 2020

ABSTRACT

Waterproof breathable laminated fabrics allow water vapour passing through, but prevent liquid water to pass. This ability of the fabrics to protect rain and snow water while allowing sweat vapour to evaporate from inside to outside atmosphere, leads them to be used as outdoor sportswear or protective clothing. The challenge of enhanced hydrostatic resistance of these fabrics with proper breathability and other comfort properties has widened the research scope.

In the first part of the thesis, waterproof breathable laminated fabrics were prepared which could be used as outdoor sports fabrics. For this purpose, firstly, 20 GSM (g/m^2) microporous polyurethane (PU) membranes were laminated with three different types of polyester plain woven fabrics whose fabric weights and cover factors were different. Here, three different types of two-layered fabrics were prepared where polyester woven fabrics acted as outer layers and membranes acted as inner layers. And secondly, polyurethane membranes were laminated with those three different types of polyester plain woven fabrics and a one type of single jersey polyester knitted fabric to prepare three-layered fabrics. Here, three different types of three-layered fabrics were prepared where polyester woven fabrics acted as outer layers, membranes acted as middle layers and knitted fabrics acted as inner layers. All the newly produced six layered sample fabrics were characterized. Then this work investigated the influence of different parameters of these laminated fabrics, i.e., fabric weight, fabric thickness, fabric density, layered structures, warp and weft cover factors of outer woven layers on their different properties, i.e., hydrostatic resistance and other thermal and mechanical comfort properties, i.e., water vapour permeability, thermal resistance, air permeability, breaking strength and stiffness. It has been found from the test results and statistical analysis that there are significant influences of different fabric parameters on their different properties and these findings are important for designing and preparing waterproof breathable laminated fabrics for using as outdoor sports fabrics.

In the second part of the research work, a novel approach was applied for coating four different types of microporous polytetrafluoroethylene (PTFE) membrane laminated three-layered waterproof breathable fabrics. Here, eco-friendly C_6 -based fluorocarbon water-repellent chemical and silicone based polysiloxane hydrophobic softening agent were used to prepare the coating solution in order to enhance the existing hydrostatic resistance and mechanical performance of the fabrics while keeping their breathability and air permeability in mind. From different test results and statistical analysis, it has been found that hydrostatic resistance and breaking strength have been significantly increased after coating while there are no significant changes in the results of water vapour permeability and air permeability. Furthermore, all the coated fabrics show good water-repellent property which is important for outdoor sports fabrics.

Keywords: Waterproof fabrics; breathability; hydrostatic resistance; water vapour permeability; water-repellent; thermal resistance; breaking strength; stiffness;

ABSTRAKT

Nepromokavé prodyšné vrstvené textilie umožňují průchod vodní páry, ale zabraňují průchodu kapalně vody. Tato schopnost textilií chránit před dešťovou a sněhovou vodou a současně umožnit, aby se pára odpařovala zevnitř ven, vede k použití pro venkovní sportovní oblečení nebo ochranné oděvy. Cílem práce je rozšíření klasifikace tkanin se zvýšenou hydrostatickou odolností s vhodnou prodyšností a dalšími komfortními vlastnostmi.

V první části práce byly připraveny nové vodotěsné prodyšné vrstvené tkaniny, které by mohly být použity na venkovní sportovní oděvy. Za tímto účelem bylo nejprve laminováno 20 mikroporéznic polyurethanových (PU) membrán GSM (g/m^2) se třemi různými typy polyesterových hladkých tkanin, jejichž hmotnost a krycí faktory byly odlišné. Byly připraveny tři různé typy dvouvrstevných tkanin, kde polyesterové tkaniny působily jako vnější vrstvy a membrány působily jako vnitřní vrstvy. A za druhé, polyurethanové membrány byly laminovány těmito třemi různými typy polyesterových hladkých tkanin a jedním typem zátažného jednodlíného polyesterového pleteného materiálu pro výrobu třívrstevných tkanin. Byly připraveny tři různé typy třívrstevných tkanin, kde polyesterové tkaniny působily jako vnější vrstvy, membrány působily jako střední vrstvy a pletené látky působily jako vnitřní vrstvy. Byly charakterizovány všechny nově vyrobené vrstvené textilie. Tato práce zkoumala vliv různých parametrů těchto laminovaných textilií, tj. hmotnosti, tloušťky, plošné hmotnosti, krycího faktoru atd., na jejich různé vlastnosti, tj. hydrostatickou odolnost a jiné tepelné, mechanické a komfortní vlastnosti, tj. propustnost pro vodní páru, propustnost vzduchu, pevnost v tahu a tuhost. Z výsledků testů a statistických analýz bylo zjištěno, že existují významné vlivy různých parametrů tkaniny na některé vlastnosti a tyto nálezy jsou důležité pro navrhování a přípravu nepromokavých prodyšných laminovaných textilií určených k použití pro sportovní oděvy.

V druhé části práce byl aplikován nový přístup s použitím potahovacího roztoku připraveného ekologicky optimalizovaným hydrofobním změkčovadlem na bázi fluoruhlovodíkové hydrofobní chemikálie a na bázi silikonu pro povlékání čtyř různých typů mikroporéznic polytetrafluorethylenových (PTFE) vrstvených nepromokavých prodyšných sportovních tkanin pomocí metody suché vulkanizace, aby se zvýšila stávající hydrostatická odolnost a mechanická účinnost těchto tkanin při zachování jejich prodyšnosti a vzduchové propustnosti. Z různých výsledků testů a statistické analýzy bylo zjištěno, že hydrostatickou odolnost a pevnost v tahu se po povrstvení výrazně zvýšily, zatímco nedošlo k významným změnám ve výsledcích propustnosti vodní páry a propustnosti pro vzduch. Navíc všechny textilie vykazují správnou vodoodpudivou vlastnost, která je důležitá pro venkovní sportovní oblečení.

Klíčová slova: Voděodolné textilie; prodyšnost; hydrostatický odpor; propustnost vodních par; vodoodpudivost; teplotní odolnost; pevnost v tahu; tuhost;

TABLE OF CONTENTS

1 Introduction	1
2 Purpose and the aim of the thesis	2
3 Overview of the current state of the problem	3
4 Methods used, studied material	4
4.1 Methodology for investigation of hydrostatic resistance and comfort properties of PU membrane laminated fabrics	4
4.1.1 Materials	4
4.1.2 Methods	4
4.1.2.1 Lamination process	4
4.1.2.2 Characterization of laminated fabrics	5
4.1.2.3 Morphology	6
4.1.2.4 Hydrostatic resistance	6
4.1.2.5 Water vapour permeability	6
4.1.2.6 Air permeability	7
4.1.2.7 Thermal resistance	8
4.1.2.8 Bending rigidity	8
4.1.2.9 Breaking strength...	8
4.2 Methodology for enhancement of hydrostatic resistance and mechanical performance of PTFE membrane laminated fabrics	9
4.2.1 Materials	9
4.2.1.1 Waterproof breathable laminated fabrics	9
4.2.1.2 Coating chemicals	9
4.2.2 Methods	10
4.2.2.1 Coating process	10
4.2.2.2 Spray test	12
4.2.2.3 Analysis of variance (ANOVA)	12
5 Summary of the results achieved	12
5.1 Results and discussion for evaluation of different test results of PU membrane laminated fabrics	12
5.1.1 Morphological cross-section	12

5.1.2 Analysis of hydrostatic resistance	13
5.1.3 Analysis of water vapour permeability	16
5.1.4 Analysis of air permeability	21
5.1.5 Analysis of thermal resistance.....	24
5.1.6 Analysis of bending rigidity	25
5.1.7 Analysis of breaking strength.....	26
5.2 Results and discussion for evaluation of enhanced hydrostatic resistance and mechanical performance of PTFE membrane laminated fabrics	29
5.2.1 Analysis of test results for WMK-2 sample fabric after coating	29
5.2.1.1 Analysis of coating for WMK-2 sample fabric	29
5.2.1.2 Water-repellent property for coated WMK-2 sample fabric	29
5.2.1.3 Analysis of other properties for WMK-2 sample fabric after coating with different mixing ratios	30
5.2.2 Evaluation of test results for PTFE membrane laminated four different types of samples after coating	32
5.2.2.1 Analysis of applied coating	32
5.2.2.2 Morphology and water-repellent property	32
5.2.2.3 Comparison of hydrostatic resistance.....	33
5.2.2.4 Comparison of breaking strength	34
5.2.2.5 Comparison of bending rigidity	35
5.2.2.6 Comparison of water vapour permeability.....	36
5.2.2.7 Comparison of air permeability.....	37
6 Evaluation of results and new finding	38
7 References	40
8 List of papers published by the author	43
Curriculum Vitae	45
Record of the state doctoral exam	48
Recommendation of the supervisor	49
Opponent's reviews	50

1 Introduction

Breathability and waterproofing are two contradictory properties of fabrics. Breathability of a fabric is the ability of clothing to allow moisture vapour transmission from inside to outside atmosphere by diffusion and therefore facilitate evaporative cooling [1, 2]. It is determined by water vapour permeability [3]. On the other hand, waterproofing is a term that can be described as the impermeability to water. It is measured by hydrostatic resistance. Waterproof fabrics are resistant to the penetration of water even under pressure. These fabrics have fewer open pores and are less permeable to the passage of air and water vapour [4]. The resistance of a fabric to water depends on the nature of the fiber surface and the dynamic force behind the impacting water spray [5].

Waterproof breathable fabric is one of the harsh weather fabrics. In severe environmental conditions, waterproof breathable fabrics should protect the human body from external heat, wind and water, but at the same time they should let moisture vapour to be transmitted from inside to outside. These properties of the fabrics help to provide the wearer with a great level of comfort in many unpleasant situations. As a result, there are significant uses of waterproof breathable fabrics in the fields of sportswear and protective clothing [6, 7]. Waterproof breathable fabrics are of different types, i.e., closely woven fabrics, hydrophilic membranes and coating, microporous membranes and coating, combination of hydrophilic and microporous membranes and coating, smart breathable fabrics, retroreflective microbeads, and fabrics based on biomimetics [8-12]. Multi-layered waterproof breathable textile-polymeric fabrics are produced from various types of water-tight and wind-tight polymeric membranes that are permeable to water vapour. These membranes are of two basic types, like, microporous membranes that are mostly of hydrophobic character and hydrophilic membranes with compact structure [13-16]. Laminated microporous fabrics have holes that are much smaller than the size of the smallest raindrop, yet are much larger than the size of a water vapour molecule [17]. As a result, water droplets cannot penetrate the fabric, but water vapour molecules can penetrate. On the other hand, water-repellent fabrics resist being wetted by water. In this case, water drops roll off the fabrics [5]. By depositing hydrophobic materials on the fiber's surface, this type of fabric can be prepared. They have open pores and are permeable to air and water vapour. They still increase the water resistance property, but permit the passage of liquid water under higher hydrostatic pressure [4].

Again, comfort is a basic requirement during selection of clothing [18] and it is an integral part of the human body. It is one of the most essential attributes that a fabric should possess [19]. Comfort is associated with the ability of the body to maintain a constant core temperature under different environmental conditions, like cold or hot weather as well as under different physical or sports activities. Core temperature of the human body is approximately 37°C. When core body temperature exceeds 37°C under different conditions, perspiration is produced in order to balance the core temperature by secretion of sweat. It is important for clothing to play a role for keeping the body comfortable by removing sweat as water vapour [20]. So, water vapour permeability of a fabric which allows transmission of moisture and heat from the surface of human body into the environment is one of the most important factors. Because clothing comfort sensation is determined mainly by a balanced process of moisture and heat exchange between human body and environment through clothing system [21]. Sports apparels should prevent excessive heat loss in cold weather and enable the release of sweat from the surface of skin in hot weather. Three main categories of clothing comfort are tactile comfort, thermal comfort and aesthetic comfort [22]. Thermal property, air permeability, water vapour permeability and liquid water permeability have been suggested as critical properties for

thermal comfort of the clothed body [23]. Besides, bending rigidity and breaking strength are considered as mechanical comfort for the wearers.

This research study firstly designed and prepared microporous polyurethane (PU) membrane laminated waterproof breathable fabrics and focused on assessing the effect of their different fabric characteristic parameters on their different properties, like, hydrostatic resistance along with their thermal and mechanical comfort properties which play vital roles for the users of outdoor sports fabrics. Secondly, this study applied a novel approach for coating four different types of microporous polytetrafluoroethylene (PTFE) membrane laminated three-layered waterproof breathable fabrics in order to enhance their existing hydrostatic resistance and mechanical performance.

2 Purpose and the aim of the thesis

The goal of the research work was to prepare waterproof breathable membrane laminated fabrics and to evaluate their hydrostatic resistance and comfort properties with statistical analysis as well as to statistically analyze the enhancement of hydrostatic resistance and mechanical performance of multi-layered breathable waterproof fabrics. The specific objectives are as follows:

To prepare waterproof breathable fabrics

The objective of this work was to prepare and develop waterproof breathable membrane laminated fabrics which could be used as outdoor sports fabrics. Firstly, two-layered waterproof breathable fabrics were prepared using polyurethane (PU) membrane and three different types of polyester plain woven fabrics and secondly, three-layered waterproof breathable fabrics were prepared with those three different types of polyester plain woven fabrics, PU membrane and a one type of single jersey polyester knitted fabric.

Analysis of hydrostatic resistance of the prepared samples

The objective of this study was to determine the influence of different structural characteristics of the prepared PU membrane laminated two-layered and three-layered fabrics on their water resistance property which is very important for outdoor sports fabrics. Statistical analysis along with ANOVA (analysis of variance) was used to analyze the significance of various factors of the fabrics on their hydrostatic resistance property.

Study of thermo-physiological and mechanical behaviors of the prepared samples

This study was performed to determine the influence of different characteristics of the prepared PU membrane laminated fabrics on their thermo-physiological and mechanical behaviors. The thermal behavior was evaluated with the help of thermal resistance evaluation. Water vapour permeability was measured and analyzed in order to study the breathability performance of the sample fabrics as well as air permeability was evaluated. Mechanical behavior, i.e., breaking strength was identified with the result analysis of the breaking force of the fabrics and bending rigidity of the sample fabrics was analyzed. Statistical evaluation with ANOVA was used to analyze the significance of various factors on desired properties.

Application of a novel approach for coating

A novel approach for coating was applied on four different types of polytetrafluoroethylene (PTFE) membrane laminated three-layered waterproof breathable fabrics using eco-friendly C₆-based fluorocarbon water-repellent chemical and silicone based polysiloxane hydrophobic softening agent in order to enhance their existing hydrostatic resistance and mechanical performance while considering their water vapour permeability and air permeability. Water-repellent property of these

four sample fabrics was analyzed after coating. Statistical analysis of variance was used to describe the significant or non-significant increases of different properties of these four different three-layered fabrics after coating.

3 Overview of the current state of the problem

Waterproof breathable fabrics used for various protective clothing and sportswear should show the resistance to the penetration of water under pressure, while simultaneously should show a high possible permeability for water vapour. This permeability is of importance for the fabric's hygienic value, as it allows human perspiration to be carried away from the skin surface and secreted beyond the area between the clothing and the human body. This prevents the human body from overcooling or overheating and consequently protects them against a chill and ensures a good frame of mind and comfort [13-16, 24-29]. It is a big challenge to maintain hydrostatic resistance value and simultaneously water vapour permeability in the fabric. However, waterproof breathable fabrics had already been studied by some researchers. Kang et al. worked on waterproof breathable fabric prepared by electrospun polyurethane (PU) nanoweb to polyester and nylon blended fabric and discussed about its air and water vapour permeability with water resistance [6]. Ahn et al. studied on two-layered fabric laminated by electrospun PU nanoweb with water repellent nylon fabric and discussed about its waterproof and breathable properties [17]. Kim et al. explained thermal comfort and waterproof breathable properties for polyester fabrics with aluminum coated polyurethane nanoweb [30]. Ozen tried to develop waterproof breathable fabrics using plain and twill woven fabrics of cotton and polyester yarns and it was revealed from the study that waterproofing was increased when water repellent fabrics were laminated with breathable linear low density polyethylene films [4]. But, this research study newly designed and prepared microporous polyurethane (PU) membrane laminated waterproof breathable fabrics that could be used as outdoor sports fabrics. For this purpose, firstly, polyurethane membranes were laminated with three different types of polyester plain woven fabrics whose fabric weights as well as warp and weft cover factors were different in order to produce two-layered fabrics. And secondly, polyurethane membranes were laminated with those three different types of polyester plain woven fabrics and a one type of single jersey polyester knitted fabric to prepare three-layered fabrics. Then all the newly produced layered six sample fabrics were characterized and evaluated statistically in order to analyze the significant influences of different fabric characteristic parameters on their different properties, like, hydrostatic resistance, thermo-physiological behaviors, i.e., thermal property with air and water vapour permeability as well as mechanical properties, i.e., bending rigidity and breaking strength.

In the second part of the research work, a novel approach was applied for coating four different types of microporous polytetrafluoroethylene (PTFE) membrane laminated three-layered waterproof breathable fabrics. For this purpose, water-repellent coating solution was prepared by ecologically optimized C₆-based fluorocarbon chemical instead of conventional C₈-based fluorocarbon chemical. C₆-based fluorocarbon chemical produces perfluorohexanoic acid (PFHA) that is supposed to be 40 times less bio accumulative than perfluorooctanoic acid (PFOA) [31]. Polysiloxane hydrophobic chemical was used as a softening agent with C₆-based fluorocarbon chemical in the coating solution to get advantageous functions of both water-repellent property as well as softening property. At first, different mixing ratios of C₆-based fluorocarbon chemical and polysiloxane hydrophobic softening agent were applied on one of the four PTFE laminated fabrics and then the best ratio on which the best results were obtained for this sample was selected for coating the rest three other PTFE laminated sample fabrics. After coating all four PTFE laminated three-layered fabrics, different test results were

statistically analyzed in order to determine the significant or non-significant increases in the results of hydrostatic resistance, breaking strength, bending rigidity as well as water vapour permeability and air permeability. Water-repellent property of these fabrics was also evaluated after coating for its importance in outdoor sports clothing.

4 Methods used, studied material

4.1 Methodology for investigation of hydrostatic resistance and comfort properties of PU membrane laminated fabrics

4.1.1 Materials

In order to produce two-layered and three-layered laminated fabrics, three different types of polyester plain woven fabrics with different fabric weights and different warp and weft cover factors were used as outer layers. One type of single jersey polyester knitted fabric with 127 GSM (g/m^2) was applied as an inner layer for preparation of each three-layered laminated fabric. 20 GSM (g/m^2) microporous polyurethane (PU) membrane was used as an inner layer for each two-layered fabric lamination and as a middle layer for each three-layered fabric lamination. Polyester woven and polyester knitted fabrics were purchased from Hira Mukta Design & Fashion of Bangladesh. PU membrane was obtained from Nanotex Group in Czech Republic. Particulars of three different types of woven fabrics and one type of knitted fabric are given in Table-1.

Table 1. Particulars of woven and knitted fabrics

Fabric code	Type of fabric	Fabric weight (g/m^2)	Warp and weft cover factor of woven fabric (K_1 & K_2)	Stitch density of knitted fabric (stitches/ cm^2)
F-1	Polyester plain woven fabric	139	(14 & 12)	-----
F-2	Polyester plain woven fabric	128	(13 & 10)	-----
F-3	Polyester plain woven fabric	122	(11 & 10)	-----
K	Polyester single jersey knitted fabric	127	-----	208

4.1.2 Methods

4.1.2.1 Lamination process

Comel PL/T 1250 Heat and Press Machine was used for producing six different types of laminated fabrics. Two-layered three samples were prepared placing one upon another in the order of PU membrane and each of three different polyester woven fabrics separately. And three-layered three samples were prepared laying one upon another in the order of each of three different polyester woven fabrics separately, PU membrane and polyester knitted fabric. Then fabrics were laminated under heat and pressure treatment of the machine at 160°C temperature with 2 bar pressure for 15 seconds. Characteristics of produced six laminated sample fabrics are shown in Table-2.



Figure 1. Lamination by Comel PL/T 1250 Heat and Press Machine.

Table 2. Characteristics of PU membrane laminated sample fabrics

Sample Fabric code	Layered structure of fabric (outer layer to inner layer)	Areal density of sample fabric (g/m ²)	Thickness of sample fabric (mm)	Density of sample fabric (kg/m ³)
		(Mean ± SD)	(Mean ± SD)	(Mean ± SD)
FM-1	F-1 + PU membrane	158 ± 1.01	0.42 ± 0.01	376.19 ± 1.16
FM-2	F-2 + PU membrane	147 ± 1.29	0.40 ± 0.01	367.50 ± 1.26
FM-3	F-3 + PU membrane	141 ± 1.12	0.39 ± 0.01	361.53 ± 1.18
FMK-4	F-1 + PU membrane + K	283 ± 1.77	0.69 ± 0.01	410.14 ± 1.55
FMK-5	F-2 + PU membrane + K	271 ± 1.42	0.68 ± 0.01	398.53 ± 1.61
FMK-6	F-3 + PU membrane + K	263 ± 1.26	0.67 ± 0.01	392.54 ± 1.85

4.1.2.2. Characterization of laminated fabrics

Cover factor

Warp cover factor and weft cover factor of outer woven layer part of the laminated fabric were measured using the Peirce equation [32]:

$$K_1 = n_1 / (N_1)^{1/2} \text{ and } K_2 = n_2 / (N_2)^{1/2} \quad (1)$$

Here, 'K₁' is warp cover factor, 'K₂' is weft cover factor, 'n₁' is warp yarn density/inch, 'n₂' is weft yarn density/inch, 'N₁' is English count of warp yarn and 'N₂' is English count of weft yarn.

Stitch density

Stitch density of inner knitted layer part of the laminated fabric was calculated by the multiplication of courses/cm and wales/cm using optical microscope [33].

Fabric weight

Fabric weight per unit area was measured using electronic weighing scale according to CSN EN 12127 [34].

Fabric thickness

Fabric thickness was measured according to EN ISO 5084 [35] at a pressure of 100 Pa with Louis Schopper Automatic Micrometer.

Fabric density

Fabric density of the laminated sample fabric was calculated by the following equation [36]:

$$\text{Fabric density} = \frac{W}{t} \text{ [Kg/m}^3\text{]} \quad (2)$$

Here, 'W' is fabric mass per unit area and 't' is fabric thickness.

4.1.2.3 Morphology

The morphological cross-sections of the laminated samples show the layered structures of the fabrics. This morphology was examined using high resolution of scanning electron microscope VEGA TS 5130- TESCAN. To increase the surface conductivity, the samples were sputter coated with gold.

4.1.2.4 Hydrostatic resistance

Hydrostatic resistance tests were carried out by SDL ATLAS Hydrostatic Head Tester Model MO18 according to AATCC 127 [37] at 20±2°C. The rate of increase of water pressure per minute was kept at 60±3 cmH₂O. Water pressure was recorded at the point when water penetrated from outer layer to inner layer showing three drops of water or crack of sample or constant fall of water pressure. The unit was expressed as cmH₂O and obtained test results are reported in Table-3.

4.1.2.5 Water vapour permeability

The water vapour permeability of the sample fabric was measured by PERMETEST instrument. This instrument is able to determine non-destructive measurement of the samples according to ISO 11092 standard [38] and it works on the principle of heat flux sensing. The fabric sample was placed on a measuring head over a semi-permeable foil and exposed to parallel air flow at a velocity of 1 m/s. The measurement was carried out at room temperature for isothermal conditions following the skin model [39]. When water flows into the measuring head, some amount of heat is lost and the instrument measures the heat loss from the measuring head due to evaporation of water without fabric and with fabric. The relative water vapour permeability (RWVP) of the sample is calculated by the ratio of heat loss from the measuring head with fabric (q_s) and heat loss from the measuring head without fabric (q_o) as below equation [40, 41].

$$\text{RWVP} = (q_s / q_o) \times 100\% \quad (3)$$

PERMETEST enables to determine water vapour transmission of the fabric by measuring the two parameters as RWVP% and evaporative resistance (R_{et}) in the unit of m²Pa/W. Five tests for each sample were done and the mean test results are presented in Table-3

Table 3. Properties of PU membrane laminated sample fabrics

Properties		FM-1	FM-2	FM-3	FMK-4	FMK-5	FMK-6
Hydrostatic resistance (cmH ₂ O)	Mean	675	639	615	829	786	758
	SD	2.49	2.16	2.45	2.94	2.62	3.09
	UL	678	641	618	832	789	761
	LL	673	637	612	826	783	754
Evaporative resistance, R _{et} (m ² Pa / W)	Mean	7.44	6.82	6.40	9.18	8.68	8.22
	SD	0.16	0.12	0.11	0.18	0.10	0.12
	UL	7.58	6.92	6.50	9.34	8.77	8.32
	LL	7.30	6.72	6.30	9.02	8.59	8.12
Relative water vapour permeability, RWVP (%)	Mean	45.42	47.34	48.62	39.42	41.02	42.92
	SD	0.27	0.28	0.23	0.25	0.29	0.22
	UL	45.66	47.59	48.82	39.64	41.28	43.12
	LL	45.18	47.09	48.42	39.20	40.76	42.72
Air permeability (l/m ² /s)	Mean	1.97	2.38	2.59	1.42	1.73	1.85
	SD	0.03	0.04	0.06	0.03	0.04	0.05
	UL	1.99	2.40	2.63	1.44	1.75	1.88
	LL	1.96	2.35	2.55	1.40	1.71	1.82
Thermal resistance (10 ⁻³ Km ² /W)	Mean	13.84	12.20	10.94	19.36	17.54	16.56
	SD	0.17	0.21	0.19	0.22	0.27	0.16
	UL	13.99	12.38	11.10	19.56	17.78	16.70
	LL	13.69	12.02	10.78	19.16	17.30	16.42
Bending rigidity (10 ⁻⁶ Nm)	Mean	12.67	12.08	11.79	21.31	20.91	20.57
	SD	0.07	0.10	0.06	0.07	0.04	0.04
	UL	12.75	12.19	11.86	21.39	20.95	20.62
	LL	12.58	11.96	11.71	21.23	20.86	20.52
Breaking force (N)	Mean	373	354	342	451	423	405
	SD	4.32	4.67	3.92	4.94	5.31	4.63
	UL	376	358	345	455	428	409
	LL	369	350	338	447	419	401

SD: Standard deviation; UL: Upper limit; LL: Lower limit

4.1.2.6 Air permeability

The air flow rate that passes perpendicularly under a prescribed air pressure through a known area between the two surfaces of a material is considered as air permeability. Textest FX-3300 air permeability tester was used to measure air permeability of the samples according to standard EN ISO 9237 [42]. Test area of the sample was 20 cm² and air pressure difference between the two surfaces was kept at 200 Pa because of the layered structures of the sample fabrics. Average value of

ten measurements was taken for each sample in the unit of $l/m^2/s$ and the results are shown in Table-3.

4.1.2.7 Thermal resistance

Thermal property, like, thermal resistance was measured by ALAMBETA apparatus which is a computer controlled instrument for measuring the basic static and dynamic thermal characteristics of textiles. The contact pressure was 200 Pa in all cases, and the CV (coefficient of variation) values of all the samples were lower than 4% as like as used in other experiment [43]. The values of thermal resistance of the laminated fabrics were determined from the instrument and test results are given in Table-3. Measurement of thermal property by ALAMBETA is standardized in the Internal Standard of Textile Faculty of Technical University of Liberec [44].

4.1.2.8 Bending rigidity

By TH-7 instrument, bending force of the sample fabric was directly obtained. Bending rigidity was calculated by the multiplication of this bending force value with a constant value of (0.7×10^{-6}) . Here, unit was expressed as Nm. The device TH-7 was developed in the Department of Textile Evaluation at Technical University of Liberec. It was developed by means of innovation of device TH-5 on which only rectangle samples sized 2.5x5 cm could be measured. The following features give the differences between the model of device TH-5 and TH-7 [45]:

- The clamping and sensor jaw has been extended so that the device can be used for measuring rectangular, square and circular samples.
- The revolving clamping jaw has been designed so that it can turn in both directions, which enables one to draw the whole hysteresis loop of bending.
- The sensor jaw has been adjusted so that the bending power can be scanned in both directions: face– face and back–back. The sensor jaw is of shape U.
- Teflon tubes on the sensor jaw reduce the coefficient of friction between the tube and the bent fabric.
- New software has been developed in order to control the device and store the measured data.
- To set 10 cycles of automatic bending at maximum is possible. The values of every cycle as well as the final average value are recorded.

4.1.2.9 Breaking strength

Testometric M350-5CT machine (UK) was used at room temperature according to CSN EN ISO 13934-1 [46] for breaking strength test of the samples. Specimen size was kept at 20cm x 5cm and testing speed was 100 mm/ min. The unit was expressed as breaking force in Newton (N) and the test results are given in Table-3.

4.2 Methodology for enhancement of hydrostatic resistance and mechanical performance of PTFE membrane laminated fabrics

4.2.1 Materials

4.2.1.1 Waterproof breathable laminated fabrics

Four different types of polytetrafluoroethylene (PTFE) hydrophobic microporous membrane laminated waterproof breathable fabrics were used in this part of the experiment. The fabrics were purchased from Hira Mukta Design & Fashion of Bangladesh. All the samples were three-layered fabrics. Outer layers of all four samples were with polyester plain woven structures. Inner layers of first two samples were with polyester knitted structures and inner layers of third and fourth samples were with polyester fleece knitted structures. PTFE membrane was laminated as a middle layer for each sample. Particulars of the laminated sample fabrics are shown in Table-4.

Table 4. Particulars of PTFE membrane laminated sample fabrics

Fabric sample code	Fabric construction (outer layer to inner layer)	Warp and weft cover factor of outer woven part of fabric (K_1 & K_2)	Stitch density of inner knitted part of fabric (stitches/cm ²)
WMK-1	Polyester plain woven + PTFE membrane + polyester knitting	(10 & 7)	273
WMK-2	Polyester plain woven + PTFE membrane + polyester knitting	(19 & 14)	925
WMF-3	Polyester plain woven + PTFE membrane + polyester fleece knitting	(15 & 12)	192
WMF-4	Polyester plain woven + PTFE membrane + polyester fleece knitting	(15 & 13)	221

4.2.1.2 Coating chemicals

[®]RUCOSTAR EEE6 with density of 1.03 g/cm³ at 20°C was used as a water-repellent chemical. This chemical is a C₆-based fluorocarbon chemical which is different from conventional C₈-based fluorocarbon chemical. It is ecologically optimized agent for water and free from perfluorooctanoic acid (PFOA), perfluorooctanesulfonate (PFOS) and alkylphenol ethoxylate (APEO). [®]RUCOFIN HSF polysiloxane hydrophobic softening agent was added with [®]RUCOSTAR EEE6 in the coating solution. This chemical is easily diluted with water and its density is 1.10 g/cm³ at 20°C. Both of the chemicals were purchased from Rudolf GmbH, Germany.

4.2.2 Methods

4.2.2.1 Coating process

At first, WMK-2 sample was considered as a standard sample among these four samples and this sample was coated with different mixing ratios of C₆-based fluorocarbon resin ([®]RUCOSTAR EEE6) and polysiloxane hydrophobic softening agent ([®]RUCOFIN HSF) according to T-2, T-3, T-4, T-5, T-6 and T-7. Characteristics of WMK-2 sample fabric coated with different ratios of [®]RUCOSTAR EEE6 and [®]RUCOFIN HSF are shown in Table-5. And properties of WMK-2 sample fabric coated with different ratios of [®]RUCOSTAR EEE6 and [®]RUCOFIN HSF are shown in Table-6. Then after analysis, the best ratio, from which the best results were obtained, was selected and applied for coating the rest three sample fabrics, like, WMK-1, WMF-3 and WMF-4 samples. However, pad-dry-cure method was used for coating. The homogeneous coating solution was made by ordinary manual stirring and put into the coating bath. The waterproof fabrics were impregnated in the coating bath at room temperature. The coating fluid was agitated by glass rod to have uniform coating on the fabrics. After impregnation, the fabrics were passed through the squeezing rollers. Then the fabrics were dried and finally cured at 160°C for 1 minute.

Table 5. Characteristics of WMK-2 sample fabric coated with different ratios of [®]RUCOSTAR EEE6 and [®]RUCOFIN HSF

Fabric sample		Areal density of Fabric (g / m ²)	Fabric thickness (mm)	Fabric density (Kg / m ³)	Increase in areal density after coating (%)
T-1 (uncoated)	Mean	167	0.350	477.14	-----
	SD	2.29	0.01	2.20	
T-2 (40 g/L [®] RUCOSTAR EEE6 with 15 g/L [®] RUCOFIN HSF)	Mean	182	0.377	482.76	8.98
	SD	2.06	0.01	2.05	
T-3 (50 g/L [®] RUCOSTAR EEE6 with 15 g/L [®] RUCOFIN HSF)	Mean	185	0.380	486.84	10.78
	SD	2.19	0.01	3.15	
T-4 (60 g/L [®] RUCOSTAR EEE6 with 15 g/L [®] RUCOFIN HSF)	Mean	177	0.370	478.38	5.99
	SD	2.03	0.01	3.30	
T-5 (40 g/L [®] RUCOSTAR EEE6 with 20 g/L [®] RUCOFIN HSF)	Mean	183	0.378	484.13	9.58
	SD	2.35	0.01	3.47	
T-6 (50 g/L [®] RUCOSTAR EEE6 with 20 g/L [®] RUCOFIN HSF)	Mean	180	0.374	481.28	7.78
	SD	2.37	0.01	3.28	
T-7 (60 g/L [®] RUCOSTAR EEE6 with 20 g/L [®] RUCOFIN HSF)	Mean	176	0.368	478.26	5.39
	SD	2.39	0.01	3.33	

Table 6. Properties of WMK-2 sample fabric coated with different ratios of [®]RUCOSTAR EEE6 and [®]RUCOFIN HSF

Properties		T-1	T-2	T-3	T-4	T-5	T-6	T-7
Hydrostatic resistance (cmH ₂ O)	Mean	1522	1672	1712	1633	1686	1654	1624
	SD	6.13	6.80	7.36	6.55	7.41	6.34	6.48
Breaking force (N)	Mean	478	559	572	514	562	535	504
	SD	7.69	8.27	8.36	8.09	8.47	7.82	8.26
Bending rigidity (10 ⁻⁶ Nm)	Mean	13.58	14.51	14.63	14.16	14.48	14.19	14.04
	SD	0.12	0.11	0.13	0.22	0.14	0.21	0.16
Evaporative resistance, R _{et} (m ² Pa / W)	Mean	8.42	8.74	8.84	8.54	8.78	8.66	8.52
	SD	0.27	0.21	0.31	0.22	0.25	0.23	0.24
Relative water vapour permeability, RWVP (%)	Mean	42.74	42.46	42.40	42.56	42.44	42.50	42.58
	SD	0.23	0.29	0.36	0.31	0.38	0.32	0.33
Air permeability (l/m ² /s)	Mean	0.72	0.69	0.68	0.70	0.68	0.69	0.70
	SD	0.05	0.04	0.05	0.03	0.04	0.05	0.04

After coating WMK-1, WMK-2, WMF-3 and WMF-4 samples on the basis of best ratio of [®]RUCOSTAR EEE6 and [®]RUCOFIN HSF, all the four samples were characterized before and after coating and their properties were analyzed. Characteristics of four different sample fabrics before and after coating are presented in Table-7 and properties of four different sample fabrics before and after coating are shown in Table-8.

Table 7. Characteristics of PTFE membrane laminated samples before and after coating

Fabric sample code	Areal density of uncoated fabric (g/m ²)		Areal density of coated fabric (g/m ²)		Increase in areal density after coating (%)	Thickness of uncoated fabric (mm)		Thickness of coated fabric (mm)		Density of uncoated fabric (Kg/m ³)		Density of coated fabric (Kg/m ³)	
	Mean	SD	Mean	SD		Mean	SD	Mean	SD	Mean	SD	Mean	SD
WMK-1	89	2.24	99	2.31	11.24	0.21	0.01	0.23	0.01	423.81	2.21	430.43	4.85
WMK-2	167	2.29	185	2.19	10.78	0.35	0.01	0.38	0.01	477.14	2.20	486.84	3.15
WMF-3	314	1.62	339	3.74	7.96	1.20	0.01	1.25	0.02	261.67	1.45	271.20	2.01
WMF-4	389	1.22	418	3.56	7.46	1.27	0.01	1.32	0.02	306.30	2.25	316.67	1.74

Table 8. Properties of PTFE membrane laminated samples before and after coating

Properties		Uncoated				Coated			
		WMK-1	WMK-2	WMF-3	WMF-4	WMK-1	WMK-2	WMF-3	WMF-4
Hydrostatic resistance (cmH ₂ O)	Mean	1464	1522	1087	1114	1616	1712	1192	1216
	SD	6.55	6.13	4.55	4.11	7.79	7.36	6.48	6.24
Breaking force (N)	Mean	410	478	356	379	477	572	412	435
	SD	5.50	7.69	7.94	9.44	8.47	8.36	9.58	10.38
Bending rigidity (10 ⁻⁶ Nm)	Mean	7.56	13.58	27.19	28.10	8.01	14.63	28.62	29.53
	SD	0.17	0.12	0.15	0.12	0.18	0.13	0.16	0.12
Evaporative resistance, R _{et} (m ² Pa / W)	Mean	6.44	8.42	11.64	12.76	6.74	8.84	11.92	13.00
	SD	0.21	0.27	0.22	0.21	0.29	0.31	0.25	0.28
RWVP (%)	Mean	47.60	42.74	33.58	30.64	47.28	42.40	33.26	30.30
	SD	0.37	0.23	0.28	0.29	0.41	0.36	0.33	0.30
Air permeability (l/m ² /s)	Mean	1.07	0.72	1.51	1.32	1.04	0.68	1.45	1.26
	SD	0.04	0.05	0.06	0.07	0.04	0.05	0.07	0.07

4.2.2.2 Spray test

To determine the resistance of a fabric to wetting by water, spray test method is used. It is usually used to determine the water-repellent effect of finishes applied to fabrics. Pro-ser Spray Rating Tester was used in the experiment for conducting spray test according to AATCC 22 [47]. The coated samples were conditioned at 21^o±1^oC for 24 hours under a relative humidity of 65±2% before testing. The samples were stretched on a hoop which was held at an angle of 45^o and 250 mL water was poured through a spray nozzle. Any wetting or spotted pattern was observed and compared with the photographic rating chart [48].

4.2.2.3 Analysis of variance (ANOVA)

Analysis of variance (ANOVA) was used to determine the statistical significance of variations. To deduce whether the variations of different properties before and after coating for the samples were either significant or not, P-value was examined. It was considered as a statistical significant change in the result if P-value was found less than 0.05 ($p < 0.05$), otherwise, there was no significant change.

5 Summary of the results achieved

5.1 Results and discussion for evaluation of different test results of PU membrane laminated fabrics

5.1.1 Morphological cross-section

Figure-2 shows the images of two-layered and three-layered samples obtained from scanning electron microscope (SEM). It gives a proper idea about the morphological cross-sections of six different types of PU membrane laminated sample fabrics prepared in the experiment. From the images, it is evident that FM-1, FM-2 and FM-3 are two-layered fabrics, where upper layers of all these three samples are outer polyester plain woven fabrics and lower layers are polyurethane membranes. On the other hand, FMK-4, FMK-5 and FMK-6 samples from the images are three-layered laminated fabrics. Here,

upper layers of these samples are polyester plain woven fabrics, middle layers are polyurethane membranes and lower layers of these sample fabrics are inner polyester knitted fabrics.




Figure 2. SEM images (x 200) of two-layered samples: (a) FM-1 (b) FM-2 (c) FM-3 and three-layered samples: (d) FMK-4 (e) FMK-5 (f) FMK-6.

5.1.2 Analysis of hydrostatic resistance

Breathability is meaningless without proper hydrostatic resistance. It is evident from the test results of hydrostatic resistance (Table-3), that all PU membrane laminated sample fabrics prepared in the experiment show the values more than 500 cmH₂O and these fabrics can be used as outdoor sports clothing. However, P-value from ANOVA in Table-9 for fabric weight and hydrostatic resistance is found less than 0.05 which explains a significant influence of fabric weight on hydrostatic resistance of the samples. Pearson correlation coefficient (r) for fabric weight and hydrostatic resistance is obtained +0.9743 from Table-10 that represents a strong positive correlation between fabric weight and hydrostatic resistance of the sample fabrics. Coefficient of determination (R^2) value is 0.9493 that denotes a good strength linear association between fabric weight and hydrostatic resistance of different samples. Here, P-value, r-value and R^2 -value express that hydrostatic resistance of the sample is significantly increased when fabric weight of the sample is increased. Again, P-value is obtained less than 0.05 in ANOVA Table-11 for fabric density and hydrostatic resistance which also explains a significant influence of fabric density on hydrostatic resistance of the samples. Here, r-value and R^2 -value are obtained +0.9988 and 0.9976 respectively from Table-12. This also indicates a strong positive relation between fabric density and hydrostatic resistance. If two-layered and three-layered samples are considered separately, then R^2 -value of three-layered samples is little bit higher than R^2 -value of two-layered samples in case of relation between fabric weight and hydrostatic resistance from Figure-4. But, R^2 -value is little bit higher for two-layered samples than R^2 -value of three-layered samples in case of relation between fabric density and hydrostatic resistance from Figure-6.

However, all three-layered samples show better hydrostatic resistance property than all two-layered samples. Because there are increases of fabric weight and fabric density for all three-layered samples when knitted fabrics are added as inner layers during their lamination process resulting in the increases of hydrostatic resistance values (Figure-3, 4, 5 & 6). Among the six samples, highest hydrostatic resistance property is obtained for FMK-4 sample due to its highest fabric weight and fabric density and lowest is found for FM-3 sample due to its lowest fabric weight and fabric density. When compared only two-layered three samples to each other, the best hydrostatic resistance is

obtained for FM-1 sample and when compared only three-layered three samples to each other, the highest hydrostatic resistance is found for FMK-4 sample. The reason is that outer woven layer parts of FM-1 and FMK-4 samples are prepared by F-1 polyester woven fabric whose warp cover factor and weft cover factor are more than warp and weft cover factors of F-2 and F-3 polyester woven fabrics. And more warp and weft cover factors of outer layers of these two samples influence in resulting more hydrostatic resistance property.

Table 9. ANOVA for fabric weight and hydrostatic resistance

	df	SS	MS	F	P-value
Regression	1	35349.62	35349.62	74.87812	0.000981
Residual	4	1888.382	472.0954		
Total	5	37238			

Table 10. Correlation between fabric weight and hydrostatic resistance

Correlation equation	$HR = 1.232FW + 457.67$ HR = Hydrostatic resistance FW = Fabric weight
Pearson correlation coefficient (r)	+ 0.9743
Coefficient of determination (R ²)	0.9493

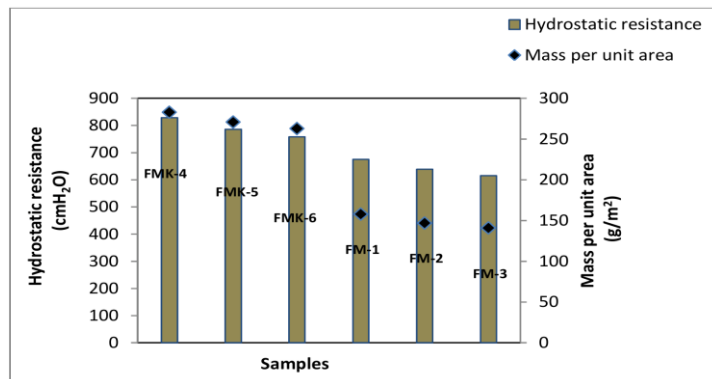


Figure 3. Fabric weight vs. hydrostatic resistance.

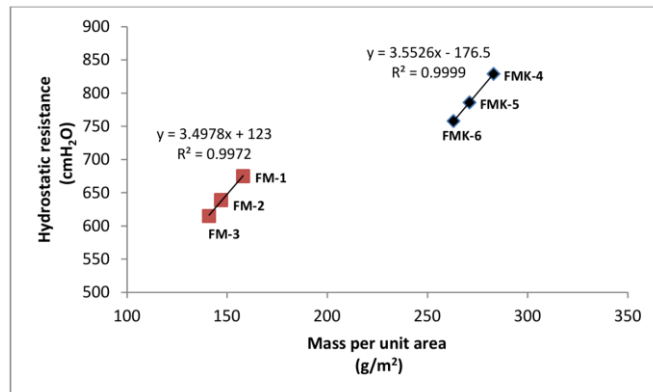


Figure 4. Effect of fabric weight on hydrostatic resistance for two-layered and three-layered samples.

Table 11. ANOVA for fabric density and hydrostatic resistance

	df	SS	MS	F	P-value
Regression	1	37147.21	37147.21	1636.664	2.23E-06
Residual	4	90.78766	22.69691		
Total	5	37238			

Table 12. Correlation between fabric density and hydrostatic resistance

Correlation equation	$HR = 4.5371FD - 1027.1$ HR = Hydrostatic resistance FD = Fabric density
Pearson correlation coefficient (r)	+ 0.9988
Coefficient of determination (R ²)	0.9976

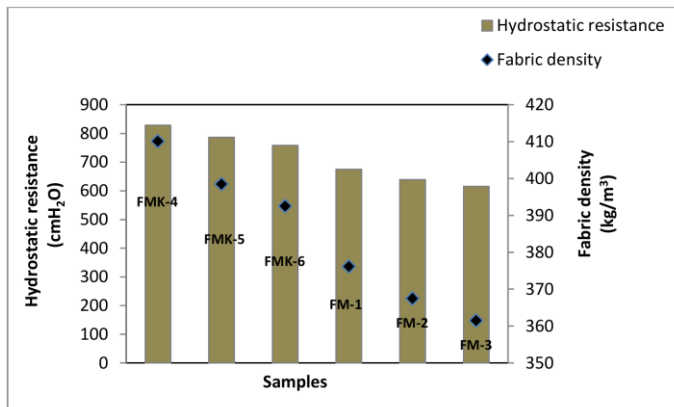


Figure 5. Fabric density vs. hydrostatic resistance.

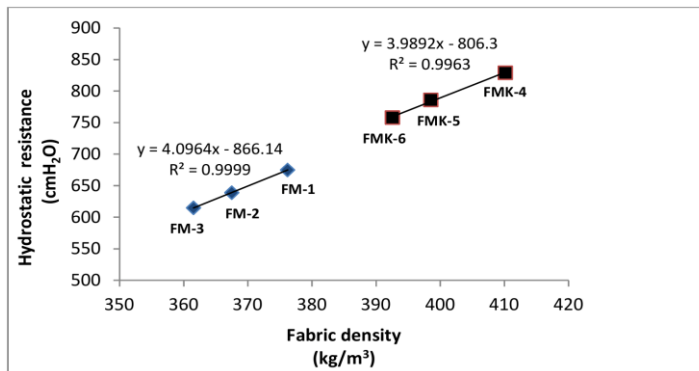


Figure 6. Effect of fabric density on hydrostatic resistance for two-layered and three-layered samples.

5.1.3 Analysis of water vapour permeability

Water vapour permeability of a fabric is obtained by measuring relative water vapour permeability (RWVP) and evaporative resistance (R_{et}). Increased RWVP and decreased R_{et} values determine the higher water vapour transmission of the measuring samples. R_{et} represents the water vapour pressure difference between the two sides of the specimen divided by the resultant evaporative heat flux per unit area in the direction of the gradient as the unit of m^2Pa/W . The obtained R_{et} values of all prepared PU membrane laminated samples are between 6-10 m^2Pa/W (Table-3). This means that all the prepared samples are good breathable fabrics. From ANOVA (Table-13) of fabric weight and RWVP, P-value is less than 0.05 and from ANOVA (Table-17) of fabric weight and evaporative resistance, P-value is less than 0.05. This indicates that there are significant influences of fabric weights of the sample fabrics on their RWVP and evaporative resistance. But, from Table-14, r-value and R^2 -value are -0.9531 and 0.9084 respectively when correlation between fabric weight and RWVP is considered. This represents a negative strong relationship between fabric weight and RWVP as well as denotes a good linear relationship between them. On the other hand, r-value is +0.9539 and R^2 -value is 0.91 from Table-18 when correlation between fabric weight and evaporative resistance is considered. This represents a positive strong linear relationship between fabric weight and evaporative resistance. Laminated sample fabric becomes more comfortable when the fabric weight is lower, as there is an increase of RWVP or a decrease of evaporative resistance with the decrease of fabric weight.

Again, from ANOVA of Table-15, P-value is obtained less than 0.05 that indicates the significant influence of fabric thickness on RWVP and from ANOVA of Table-19, P-value is obtained less than 0.05 that indicates the significant influence of fabric thickness on evaporative resistance. From Table-16, r-value and R^2 -value are found -0.9373 and 0.8785 respectively and this indicates a good negative relationship between fabric thickness and RWVP. But, from Table-20, r-value is +0.9388 and R^2 -value is 0.8815. This expresses a positive good relationship between fabric thickness and evaporative resistance. Here also laminated sample fabric becomes more comfortable with the decrease of fabric thickness, as there is an increase of RWVP and a decrease of evaporative resistance with the decrease of fabric thickness. However, fabric weight has more influence than fabric thickness on RWVP and evaporative resistance for the sample fabrics. Because, r-values and R^2 -values from correlation between fabric weight with RWVP and evaporative resistance are more than r-values and R^2 -values from correlation between fabric thickness with RWVP and evaporative resistance.

Table 13. ANOVA for fabric weight and relative water vapour permeability

	df	SS	MS	F	P-value
Regression	1	59.45464	59.45464	39.6781	0.003246
Residual	4	5.993698	1.498425		
Total	5	65.44833			

Table 14. Correlation between fabric weight and relative water vapour permeability

Correlation equation	$RWVP = -0.0505FW + 54.759$ RWVP = Relative water vapour permeability FW = Fabric weight
Pearson correlation coefficient (r)	- 0.9531
Coefficient of determination (R ²)	0.9084

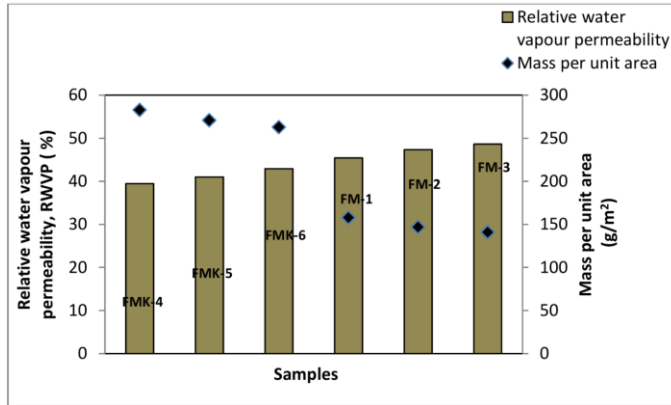


Figure 7. Fabric weight vs. relative water vapour permeability.

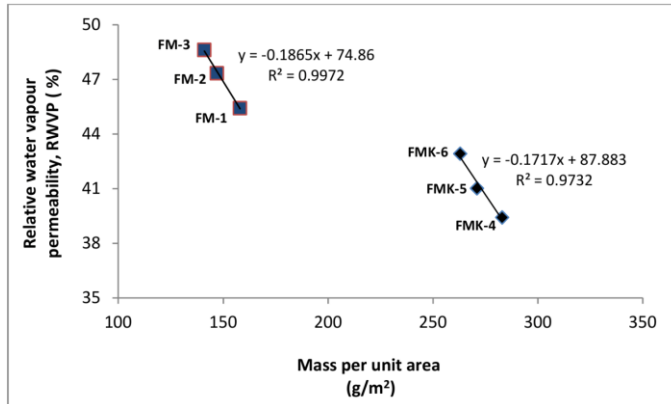


Figure 8. Effect of fabric weight on relative water vapour permeability for two-layered and three-layered samples.

Table 15. ANOVA for fabric thickness and relative water vapour permeability

	df	SS	MS	F	P-value
Regression	1	57.49808	57.49808	28.92893	0.005774
Residual	4	7.950253	1.987563		
Total	5	65.44833			

Table 16. Correlation between fabric thickness and relative water vapour permeability

Correlation equation	RWVP = -22.313FT + 56.21 RWVP = Relative water vapour permeability FT = Fabric thickness
Pearson correlation coefficient (r)	- 0.9373
Coefficient of determination (R ²)	0.8785

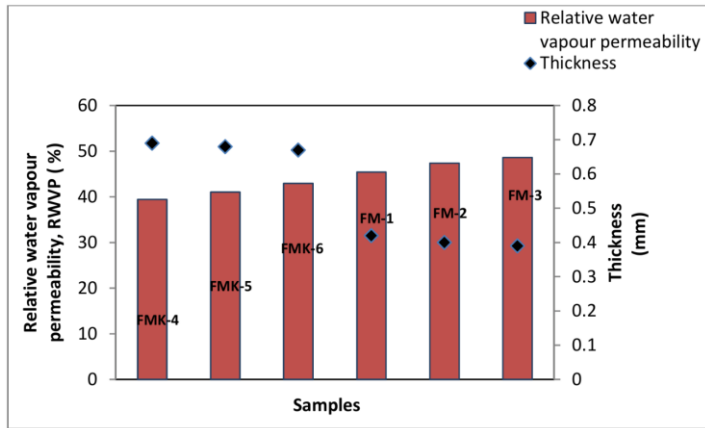


Figure 9. Fabric thickness vs. relative water vapour permeability.

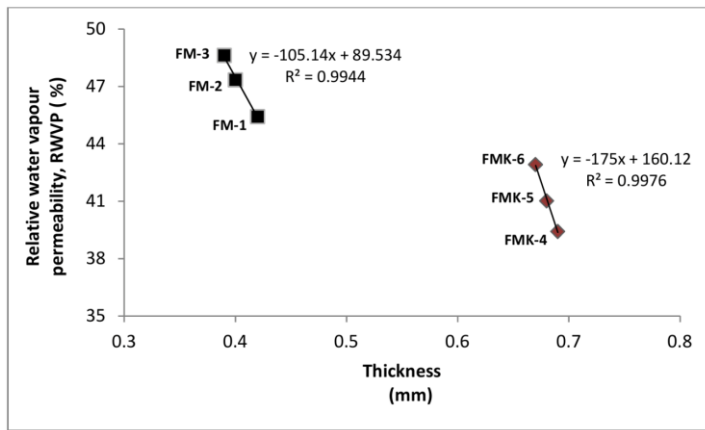


Figure 10. Effect of fabric thickness on relative water vapour permeability for two-layered and three-layered samples.

Table 17. ANOVA for fabric weight and evaporative resistance

	df	SS	MS	F	P-value
Regression	1	5.373343	5.373343	40.45756	0.003132
Residual	4	0.531257	0.132814		
Total	5	5.9046			

Table 18. Correlation between fabric weight and evaporative resistance

Correlation equation	ER = 0.0152FW + 4.5928 ER = Evaporative resistance FW = Fabric weight
Pearson correlation coefficient (r)	+ 0.9539
Coefficient of determination (R ²)	0.91

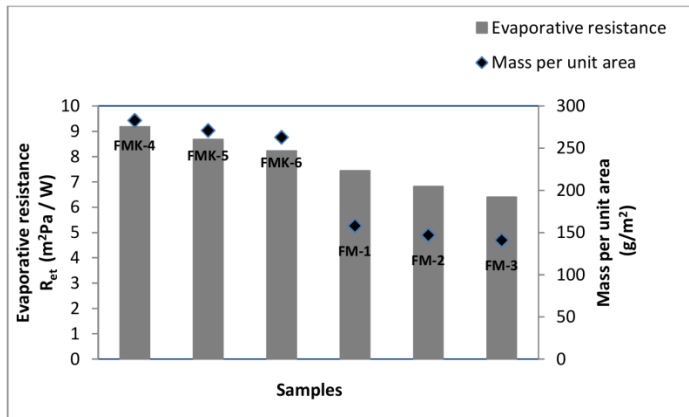


Figure 11. Fabric weight vs. evaporative resistance.

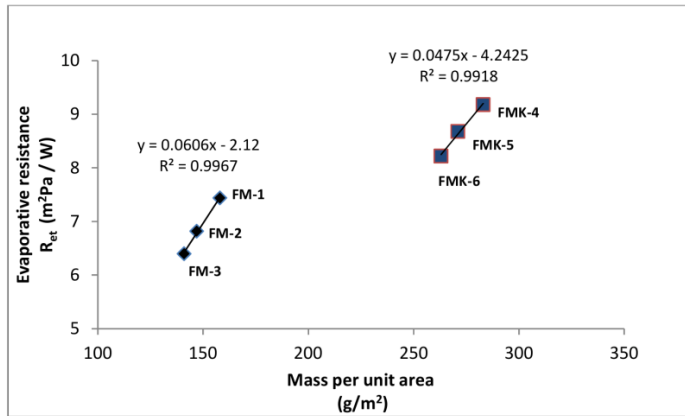


Figure 12. Effect of fabric weight on evaporative resistance for two-layered and three-layered samples.

Table 19. ANOVA for fabric thickness and evaporative resistance

	df	SS	MS	F	P-value
Regression	1	5.204994	5.204994	29.75959	0.005487
Residual	4	0.699606	0.174901		
Total	5	5.9046			

Table 20. Correlation between fabric thickness and evaporative resistance

Correlation equation	ER = 6.7135FT + 4.1535 ER = Evaporative resistance FT = Fabric thickness
Pearson correlation coefficient (r)	+ 0.9388
Coefficient of determination (R ²)	0.8815

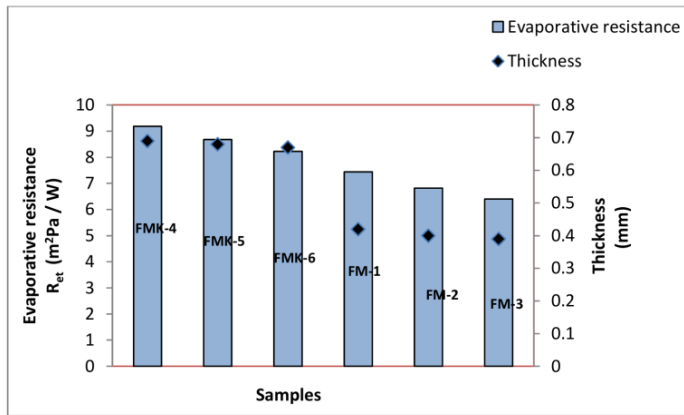


Figure 13. Fabric thickness vs. evaporative resistance.

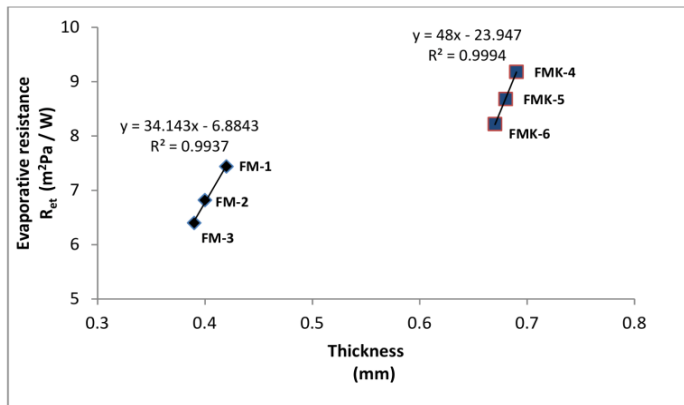


Figure 14. Effect of fabric thickness on evaporative resistance for two-layered and three-layered samples.

From the Figures (7, 8, 9 & 10), it is evident that relative water vapour permeability of the two-layered sample fabrics are higher than relative water vapour permeability of the three-layered fabrics. And from the Figures (11, 12, 13 & 14), it is clear that evaporative resistance of three-layered samples are higher than evaporative resistance of two-layered samples. Because, when polyester knitted fabrics are added as inner layers in all three-layered samples, then fabric weight and fabric thickness of these samples are also increased resulting in less relative water vapour permeability and more evaporative resistance during comparison with two-layered samples. However, among all the samples, highest water vapour permeability is obtained in case of sample FM-3 with lowest fabric weight and thickness. This sample is also prepared with F-3 polyester woven fabric as an outer layer whose fabric weight is also lower than the fabric weights of F-1 and F-2 polyester woven fabrics due to its lower

warp and weft cover factor. On the other hand, lowest water vapour permeability is obtained for the sample FMK-4 due to its highest fabric weight and thickness among all fabrics. Moreover, this sample is produced by F-1 polyester woven fabric as an outer layer whose weight is higher than the weights of F-2 and F-3 polyester woven fabrics due to its higher warp and weft cover factor.

5.1.4 Analysis of air permeability

From ANOVA of Table-21, P-value is obtained less than 0.05 which expresses that there is a significant influence of fabric thickness on air permeability for different types of laminated sample fabrics. From Table-22, r-value is -0.8639 and R²-value is 0.7464 which indicates that there is a good negative linear relationship between fabric thickness of the laminated samples and their air permeability. Again, from ANOVA of Table-23, P-value is found less than 0.05 which also expresses that there is a significant influence of fabric density on air permeability for the laminated sample fabrics. From Table-24, r-value is -0.9703 and R²-value is 0.9415 which indicates that there is a strong negative linear relationship between fabric density of the samples and their air permeability. From this analysis, it is also clear that the influence of fabric density on air permeability of different samples is more than the influence of fabric thickness on air permeability. Because, r-value and R²-value obtained from correlation between fabric density and air permeability are more than r-value and R²-value obtained from correlation between fabric thickness and air permeability.

Table 21. ANOVA for fabric thickness and air permeability

	df	SS	MS	F	P-value
Regression	1	0.690085	0.690085	11.7704	0.0265161
Residual	4	0.234515	0.058629		
Total	5	0.9246			

Table 22. Correlation between fabric thickness and air permeability

Correlation equation	AP = -2.4445FT + 3.3141 AP = Air permeability FT = Fabric thickness
Pearson correlation coefficient (r)	- 0.8639
Coefficient of determination (R ²)	0.7464

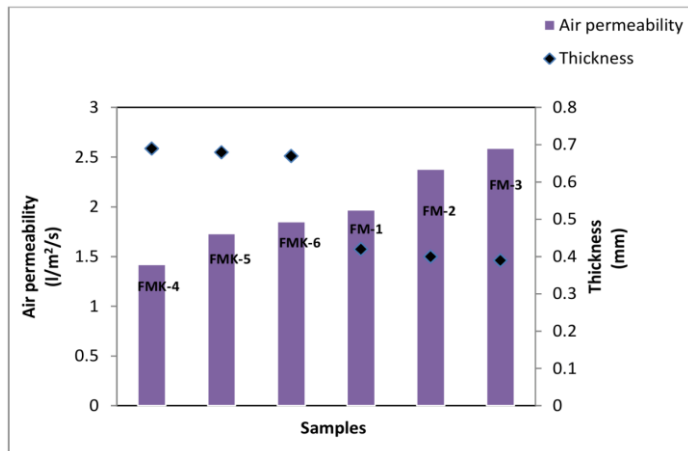


Figure 15. Fabric thickness vs. air permeability.

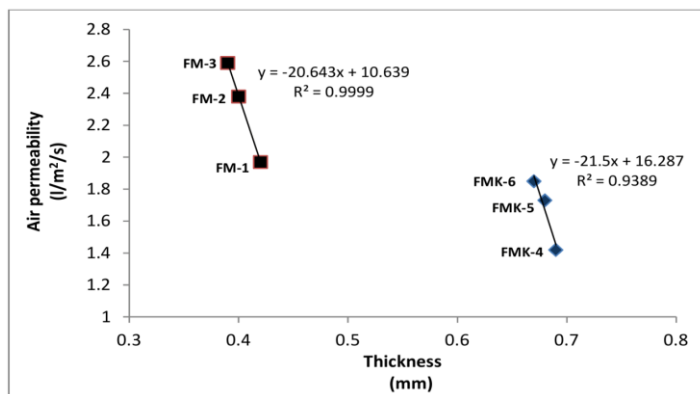


Figure 16. Effect of fabric thickness on air permeability for two-layered and three-layered samples.

Table 23. ANOVA for fabric density and air permeability

	df	SS	MS	F	P-value
Regression	1	0.870513	0.870513	64.37889	0.001309
Residual	4	0.054087	0.013522		
Total	5	0.9246			

Table 24. Correlation between fabric density and air permeability

Correlation equation	$AP = -0.022FD + 10.433$ AP = Air permeability FD = Fabric density
Pearson correlation coefficient (r)	- 0.9703
Coefficient of determination (R ²)	0.9415

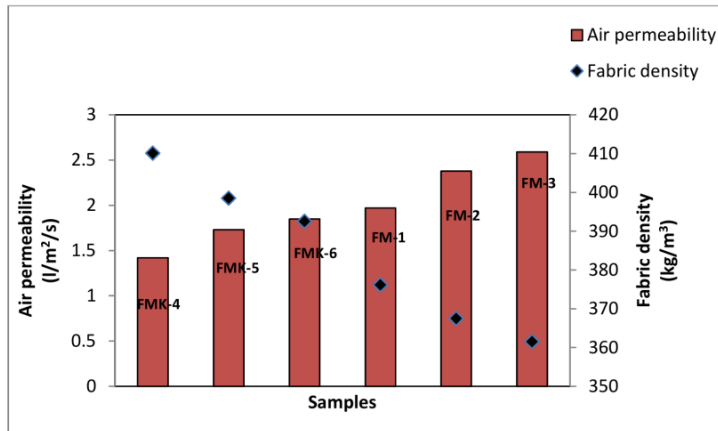


Figure 17. Fabric density vs. air permeability.

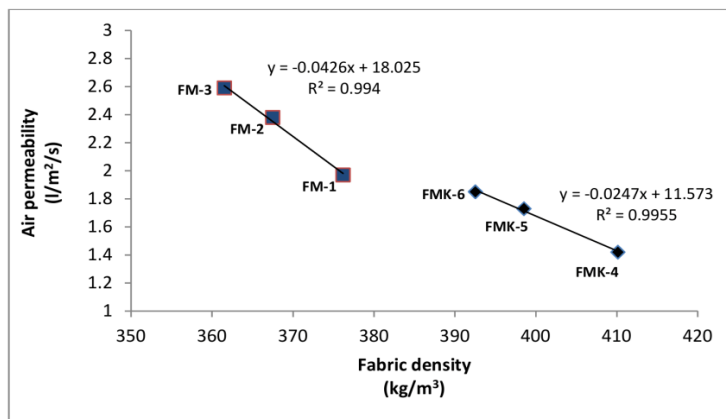


Figure 18. Effect of fabric density on air permeability for two-layered and three-layered samples.

Among all the samples, two-layered samples have more air permeability than three-layered samples. The reason is when knitted layer is added as an inner layer for each of three-layered samples, then both fabric thickness and fabric density also increase resulting in less air permeability than two-layered laminated sample fabrics. Moreover, due to use of knitted layer for each three-layered sample, there is more air entrapment that also causes less air permeability. So, fabric air permeability with membrane is attributed here due to higher compactness and air entrapment that offer resistance to the passage of air. From the Figures (15, 16, 17 & 18), it can be observed that FM-3 sample has the highest air permeability value among all the samples for its lowest fabric thickness and density. Moreover, its outer woven layer part is F-3 polyester woven fabric whose warp cover factor and weft cover factor are lower than the cover factors of F-1 and F-2 polyester woven fabrics. On the other hand, lowest air permeability is obtained for FMK-4 sample due to its highest fabric thickness and density as well as its outer woven layer part is F-1 polyester woven fabric whose warp cover factor and weft cover factor are more than the cover factors of F-2 and F-3 polyester woven fabrics. Outer layer parts of two-layered FM-1 sample and three-layered FMK-4 sample are prepared with F-1 polyester woven fabric, but air permeability value for FM-1 is higher than FMK-4 due to its lower fabric thickness and density.

5.1.5 Analysis of thermal resistance

Thermal resistance can be defined as a measure of the body's ability to prevent heat from flowing through it. Under a certain condition of climate, if the thermal resistance of clothing is small, the heat energy will gradually reduce with a sense of coolness [49]. Thermal conductivity and thermal resistance are opposite to each other. If thermal resistance of a fabric increases, thermal conductivity decreases. For ideal conditions, thermal resistance, $R = h / \lambda$, where h is thickness and λ is thermal conductivity of the fabric. However, from ANOVA of Table-25, P-value is less than 0.05 that clarifies a significant influence of thickness of the laminated layered samples on their thermal resistance. Again, Pearson correlation coefficient (r) is +0.9459 and coefficient of determination (R^2) is 0.8947 from Table-26. This indicates a good positive linear relationship between fabric thickness and thermal resistance property of the samples. It means that thermal resistance of the sample fabric increases with the increase of fabric thickness.

Table 25. ANOVA for fabric thickness and thermal resistance

	df	SS	MS	F	P-value
Regression	1	47.89675	47.89675	33.9996	0.00431
Residual	4	5.634979	1.408745		
Total	5	53.53173			

Table 26. Correlation between fabric thickness and thermal resistance

Correlation equation	TR = 20.365FT + 4.0421 TR = Thermal resistance FT = Fabric thickness
Pearson correlation coefficient (r)	+ 0.9459
Coefficient of determination (R ²)	0.8947

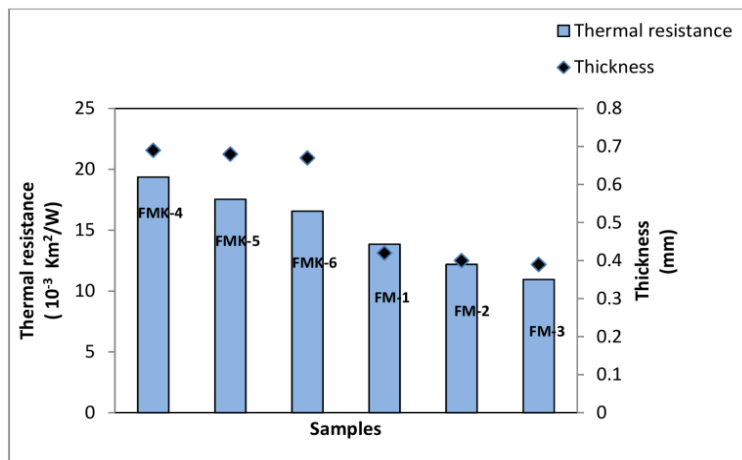


Figure 19. Fabric thickness vs. thermal resistance.

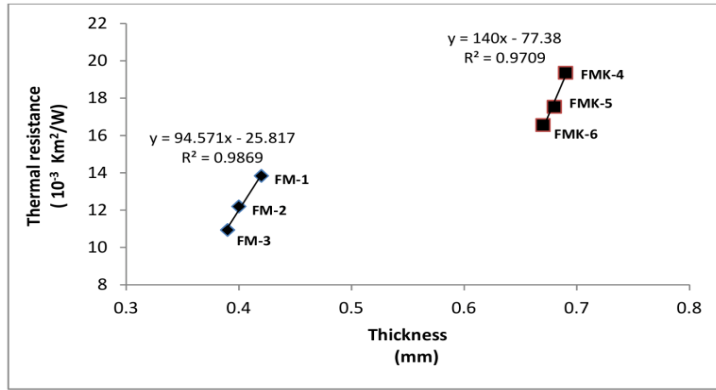


Figure 20. Effect of fabric thickness on thermal resistance for two-layered and three-layered samples.

Among all the six samples, highest thermal resistance is obtained for FMK-4 sample due to its highest thickness value and lowest thermal resistance value is obtained in case of sample FM-3 for its lowest thickness value obtained from Figure-19 and Figure-20. All three-layered samples have more thermal resistance than all two-layered samples. Because when knitted fabric is added during lamination process, thickness of the three-layered fabric also increases. Moreover, due to knitted part, there are more air gaps between fibers which decrease the heat transfer with increasing thermal resistance. So, these three-layered fabrics with better thermal resistance are more suitable than two-layered fabrics in comparatively cold condition.

5.1.6 Analysis of bending rigidity

Bending rigidity represents the fabric stiffness property. Very stiff fabric can be uncomfortable and unfit for use. It is evident from Figure-21 and Figure-22 that thickness is the determining factor which influences on bending rigidity of the layered laminated fabric samples. Here, Pearson correlation coefficient (r) is +0.9999 and Coefficient of determination (R^2) is 0.9999 obtained from Table-28 and P-value from ANOVA of Table-27 is less than 0.05 that clearly determines a strong positive significant influence of thickness of the sample fabrics on their bending rigidity.

Table 27. ANOVA for fabric thickness and bending rigidity

	df	SS	MS	F	P-value
Regression	1	115.5116	115.5116	52592.72	2.17E-09
Residual	4	0.008785	0.002196		
Total	5	115.5204			

Table 28. Correlation between fabric thickness and bending rigidity

Correlation equation	BR = 31.627FT - 0.5761 BR = Bending rigidity FT = fabric thickness
Pearson correlation coefficient (r)	+ 0.9999
Coefficient of determination (R^2)	0.9999

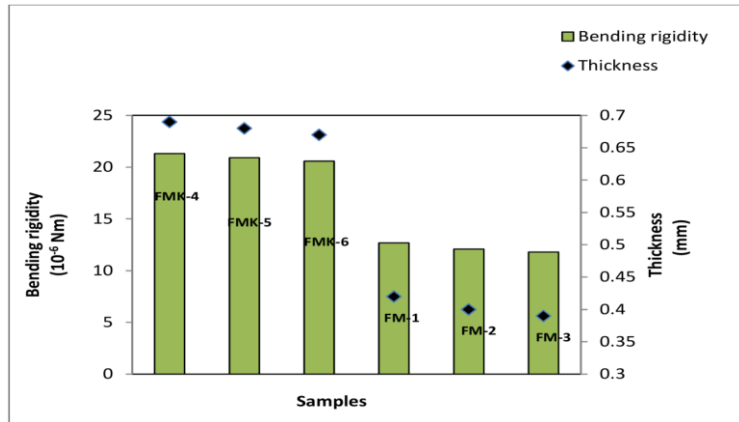


Figure 21. Fabric thickness vs. bending rigidity.

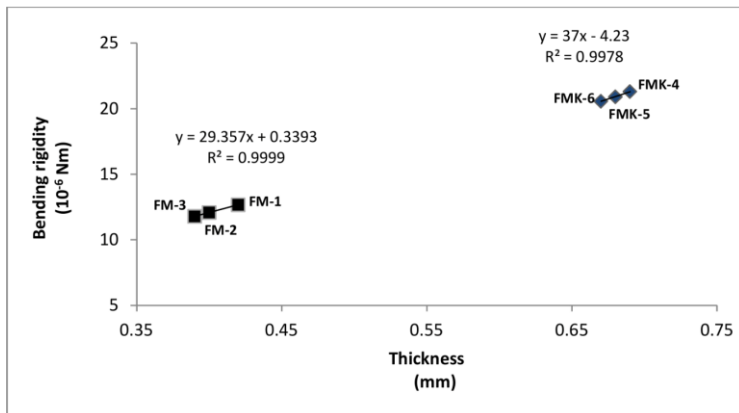


Figure 22. Effect of fabric thickness on bending rigidity for two-layered and three-layered samples.

However, bending rigidity values of two-layered samples are lower than bending rigidity values of three-layered samples due to their lower thickness values than three-layered samples. Among all the samples, highest bending rigidity is obtained in case of sample FMK-4 due to its highest fabric thickness property. And lowest bending rigidity is found for the sample fabric FM-3 due to its lowest thickness property. When only two-layered three samples are compared to each other, higher bending rigidity is obtained for FM-1 sample due to its higher thickness value than FM-2 and FM-3. Again, when only three-layered three samples are compared to each other, lower bending rigidity is found in case of sample FMK-6 due to its lower thickness value than the rest two other samples FMK-4 and FMK-5.

5.1.7 Analysis of breaking strength

Breaking force was measured to evaluate the breaking strength property of the sample fabrics. From ANOVA of Table-29, P-value is found less than 0.05 which explains a significant influence of fabric weight on the breaking force of the samples. Pearson correlation coefficient (r) and Coefficient of determination (R^2) for fabric weight and breaking force are obtained +0.9523 and 0.9068 respectively from Table-30. These results represent a strong positive correlation between fabric weight and breaking force of the laminated sample fabrics. Again, P-value is obtained less than 0.05 from ANOVA of Table-31 for fabric density and breaking force that indicates a significant influence of fabric density on breaking force of the samples. From Table-32, r -value and R^2 -value are obtained

+0.9984 and 0.9969 respectively. This also explains a strong positive linear relationship between fabric density and breaking force. So, it can be said from this statistical analysis that breaking strength of the laminated fabric increases with the increase of fabric weight and density.

However, from the test results (Table-3) and Figures (23, 24, 25 & 26), it is clear that breaking forces for all three-layered samples are more than breaking forces of all two-layered samples. This is because of increasing fabric weight and fabric density of three-layered three samples after adding polyester knitted fabrics as their inner layers during lamination process. Among the all six samples, highest breaking force value is obtained for FMK-4 sample due to its highest fabric weight and density and lowest is obtained for FM-3 sample due to its lowest fabric weight and density. When only two-layered three samples are compared to each other, the best breaking force is obtained for FM-1 sample and lowest is obtained for FM-3 sample. Here the reason is not only the fabric weight and fabric density, but also the warp cover factor and weft cover factor of outer layer woven part of

Table 29. ANOVA for fabric weight and breaking force

	df	SS	MS	F	P-value
Regression	1	8083.028	8083.028	38.94001	0.003361
Residual	4	830.3056	207.5764		
Total	5	8913.333			

Table 30. Correlation between fabric weight and breaking force

Correlation equation	$BF = 0.5891FW + 267.33$ BF = Breaking force FW = Fabric weight
Pearson correlation coefficient (r)	+ 0.9523
Coefficient of determination (R ²)	0.9068

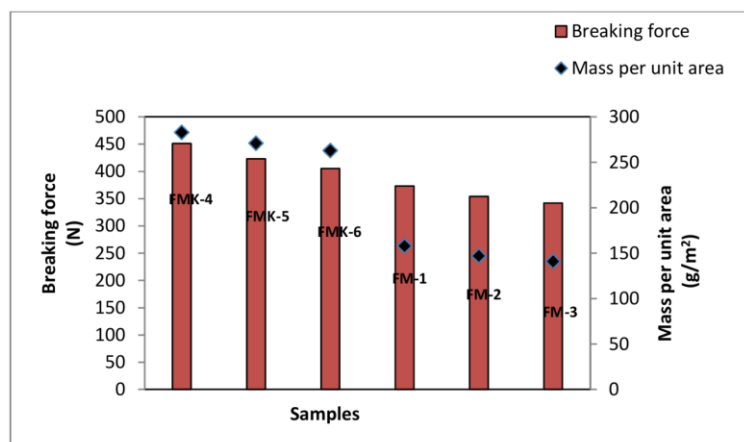


Figure 23. Fabric weight vs. breaking force.

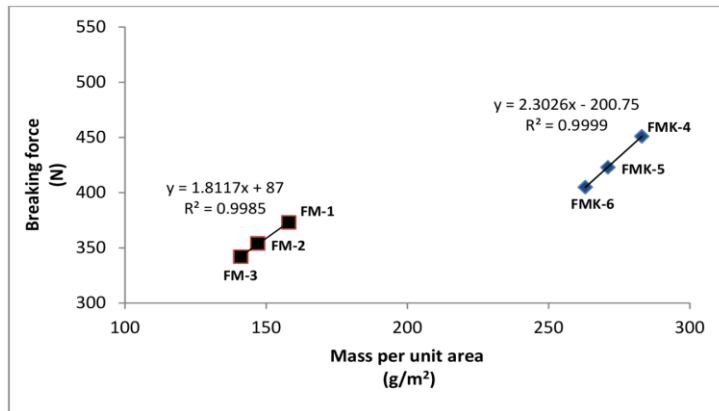


Figure 24. Effect of fabric weight on breaking force for two-layered and three-layered samples.

Table 31. ANOVA for fabric density and breaking force

	df	SS	MS	F	P-value
Regression	1	8885.367	8885.367	1270.872	3.7E-06
Residual	4	27.96621	6.991553		
Total	5	8913.333			

Table 32. Correlation between fabric density and breaking force

Correlation equation	BF = 2.219FD - 461.66 BF = Breaking force FD = fabric density
Pearson correlation coefficient (r)	+ 0.9984
Coefficient of determination (R ²)	0.9969

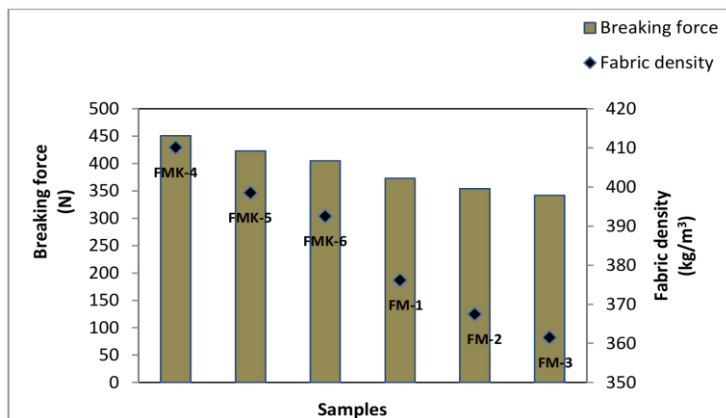


Figure 25. Fabric density vs. breaking force.

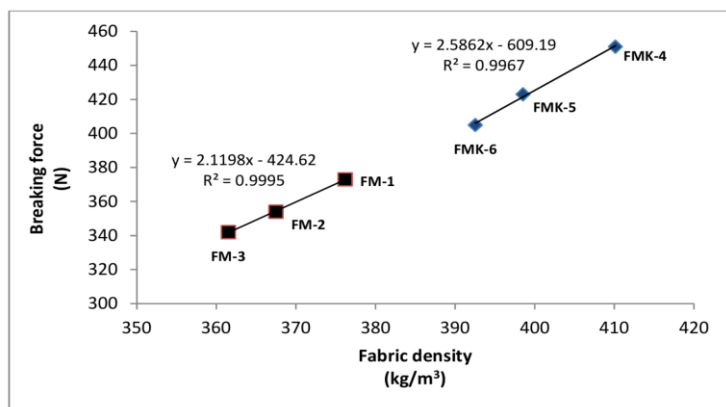


Figure 26. Effect of fabric density on breaking force for two-layered and three-layered samples.

FM-1 sample that are higher than the cover factors of outer layer parts of FM-2 and FM-3 samples. Again, when only three-layered three samples are compared to each other, the best breaking force is obtained for FMK-4 sample and the lowest is obtained for FMK-6 sample. The reason is also here not only the fabric weight and density, but also warp cover factor and weft cover factor of outer layer woven part of FMK-4 sample that are higher than the cover factors of outer layer woven parts of FMK-5 and FMK-6 samples.

5.2 Results and discussion for evaluation of enhanced hydrostatic resistance and mechanical performance of PTFE membrane laminated fabrics

5.2.1 Analysis of test results for WMK-2 sample fabric after coating

5.2.1.1 Analysis of coating for WMK-2 sample fabric

Table-5 shows the different characteristics of WMK-2 sample fabric which was coated under different mixing ratios of C₆-based fluorocarbon chemical ([®]RUCOSTAR EEE6) and polysiloxane hydrophobic softening agent ([®]RUCOFIN HSF) according to T-2, T-3, T-4, T-5, T-6 and T-7. Here in the table, the highest increase in percentage for areal density (g/m²) after coating was obtained 10.78% for T-3 sample. Consequently highest fabric density (Kg/m³) was also obtained for T-3 sample after coating when 50 g/L [®]RUCOSTAR EEE6 was added with 15 g/L [®]RUCOFIN HSF in the coating solution. However, when 60 g/L [®]RUCOSTAR EEE6 was added with 15 g/L [®]RUCOFIN HSF (T-4 sample) and 60 g/L [®]RUCOSTAR EEE6 was added with 20 g/L [®]RUCOFIN HSF (T-7 sample), then increases in percentage for areal density after coating were 5.99% and 5.39% respectively. Because when fluorocarbon chemical concentration here increased, then liquor penetration percentage decreased.

5.2.1.2 Water-repellent property for coated WMK-2 sample fabric

Water repellent property is one of the important properties for outdoor sports fabrics. More water-repellent property of a fabric shows more resistant property against the wetting by water. In spray test results, there are six ratings shown in a photographic chart according to AATCC 22 method [47]. A specimen with complete wetting of the entire face is assigned by “0” rating, while a specimen with no sticking or wetting of the face is assigned by “100” rating. The rest four ratings are in between “0” to “100” ratings. After coating of WMK-2 sample with different mixing ratios, spray test ratings are obtained like the following:

Table 33. Spray test ratings of coated WMK-2 sample with different mixing ratios

Sample fabric	Spray rating
T-2 (40 g/L [®] RUCOSTAR EEE6 with 15 g/L [®] RUCOFIN HSF)	100
T-3 (50 g/L [®] RUCOSTAR EEE6 with 15 g/L [®] RUCOFIN HSF)	100
T-4 (60 g/L [®] RUCOSTAR EEE6 with 15 g/L [®] RUCOFIN HSF)	90
T-5 (40 g/L [®] RUCOSTAR EEE6 with 20 g/L [®] RUCOFIN HSF)	100
T-6 (50 g/L [®] RUCOSTAR EEE6 with 20 g/L [®] RUCOFIN HSF)	100
T-7 (60 g/L [®] RUCOSTAR EEE6 with 20 g/L [®] RUCOFIN HSF)	90

5.2.1.3 Analysis of other properties for WMK-2 sample fabric after coating with different mixing ratios

Highest increase of hydrostatic resistance is obtained in case of sample T-3 from Figure-27 and highest breaking force is also found for T-3 sample from Figure-28, when the test results of WMK-2 coated samples with different mixing ratios are compared. The reason is the highest fabric density of T-3 sample after coating that is obtained from Table-5. After coating, bending rigidity is also found higher for T-3 sample from Figure-29, but not so big differences in values are found. On the other hand, after coating the evaporative resistance values range from 8.52 to 8.84 m²Pa/W from Figure-30 and this indicates no big differences in evaporative resistance values after coating. And from Figure-31, no big differences are obtained in air permeability values for WMK-2 samples after coating with different mixing ratios.

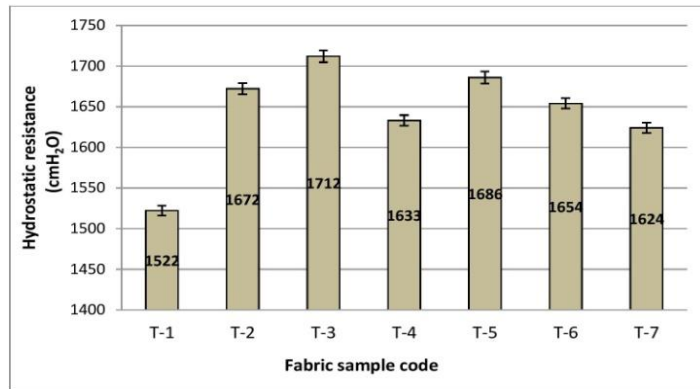


Figure 27. Hydrostatic resistance after coating with different ratios for WMK-2 sample.

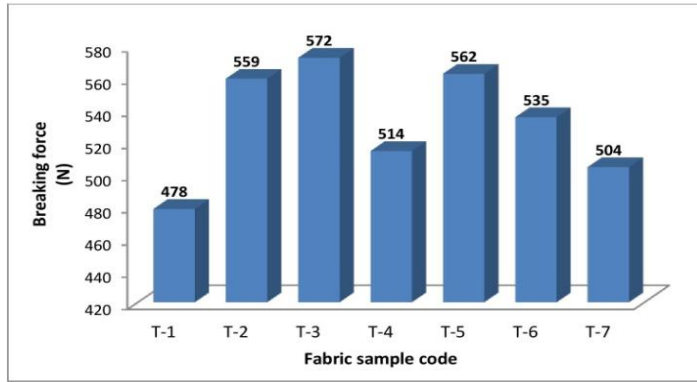


Figure 28. Breaking force after coating with different ratios for WMK-2 sample.

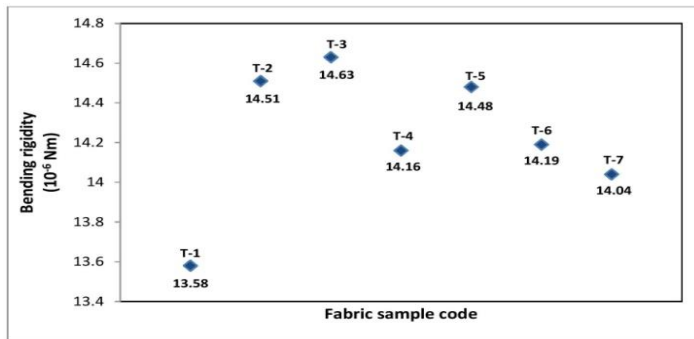


Figure 29. Bending rigidity after coating with different ratios for WMK-2 sample.

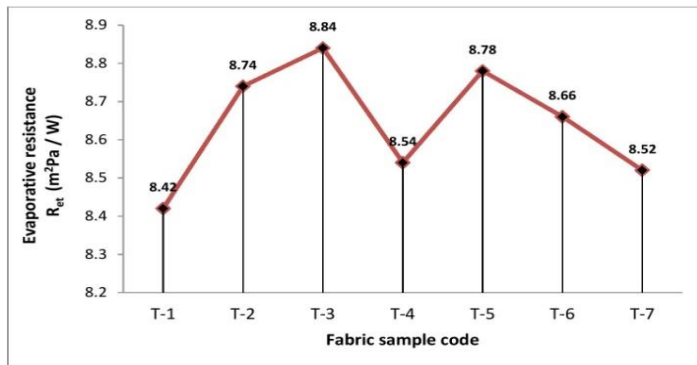


Figure 30. Evaporative resistance after coating with different ratios for WMK-2 sample.

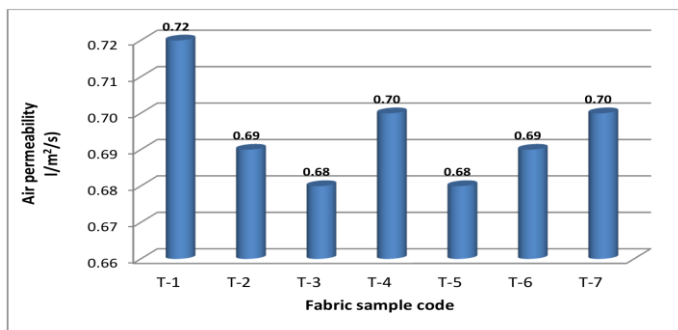


Figure 31. Air permeability after coating with different ratios for WMK-2 sample.

After analysis of the all above test results for coated WMK-2 sample fabric with different mixing ratios, it has been found that the mixing ratio of T-3 sample gives the best results. As a result, this ratio, i.e., 50 g/L [®]RUCOSTAR EEE6 with 15 g/L [®]RUCOFIN HSF was selected as a standard recipe for coating other three-layered PTFE membrane laminated waterproof breathable fabrics, like, WMK-1, WMF-3 and WMF-4 samples.

5.2.2 Evaluation of test results for PTFE membrane laminated four different types of samples after coating

5.2.2.1 Analysis of applied coating

Coating solution that was applied on four different types of PTFE membrane laminated fabrics, was prepared with 50 g/L C₆-based fluorocarbon water-repellent chemical ([®]RUCOSTAR EEE6) and 15 g/L polysiloxane hydrophobic softening agent ([®]RUCOFIN HSF). Among the four samples, WMK-1 and WMK-2 are more densely fabrics. WMK-2 is more densely than WMK-1 due to its more densely outer woven layer and inner knitted layer. WMF-3 and WMF-4 are less densely due to their higher thickness and inner fleece knitted structures. Higher increases in areal density (g/m²) after coating are obtained in case of WMK-1 and WMK-2 which are 11.24% and 10.78% increases respectively (Table-7). On the other hand, 7.96% and 7.46% increases are found for the samples of WMF-3 and WMF-4. The reason for less increase in this case may be due to their inner fleece knitted structures which cannot hold the coating solution as properly as the first two samples. However, fabric thickness values of all four fabrics also increase after coating and these values influence on their total fabric density values as well.

5.2.2.2 Morphology and water-repellent property

Scanning electron microscope (SEM) gives a proper idea about morphological cross-sectional images of four different laminated fabrics before and after coating. It is evident from the images that WMK-1, WMK-2, WMF-3 and WMF-4 have three layers and their membranes are between outer and inner layers (Figure-32). However, the coated samples show more regular and smooth surfaces under scanning electron microscope. This is due to the evenly deposition of coating materials on the fabric layers, as a result, individual yarns within the fabrics are more strongly attached to each other which can contribute to the higher resistance against water pressure as well as can increase their breaking strength.




Figure 32. SEM images of uncoated samples: (a) WMK-1 (b) WMK-2 (c) WMF-3 (d) WMF-4 and coated samples: (e) WMK-1 (f) WMK-2 (g) WMF-3 (h) WMF-4.

Water-repellent property of four different types of laminated sample fabrics was measured by the evaluation of spray test results according to AATCC 22 method [47]. At first, all four coated samples showed “100” rating. Then all four coated samples were washed with 4 g/l detergent at 40°C for 1 hour. After five washes, water-repellent property was again evaluated by spray test results. Here also all the four samples showed “100” rating because of complete non-wetting property of the coated fabrics.

5.2.2.3 Comparison of hydrostatic resistance

From Figure-33, it is evident that there is a good positive relation between fabric density and hydrostatic resistance. Hydrostatic resistance increases with the increase of fabric density in case of both coated and uncoated fabrics. Highest hydrostatic resistance is obtained for WMK-2 sample in both cases (Table-8). This is due to its higher fabric density and more compact structure than any other sample. For example, warp cover factor and weft cover factor of its outer woven part and stitch density of its inner knitted part are denser than any other PTFE membrane laminated fabric sample. Hydrostatic resistance values of WMF-3 and WMF-4 are less than the hydrostatic resistance values of others. The reason is their lower fabric density. Moreover, their inner fleece knitted parts cannot make higher resistance against water pressure, though their thickness values are higher than others. So, hydrostatic resistance is attributed here to fabric density as well as compactness of fabric structure. However, the comparisons between coated and uncoated samples from ANOVA of Table-34 express that there are significant increases of hydrostatic resistance after coating for all samples. Because, P-values for all samples are less than 0.05 and F-ratios are clearly higher than F-critical values. Increases of hydrostatic resistance after coating for WMK-1 and WMK-2 samples are 152 cmH₂O and 190 cmH₂O respectively which are about 10.38% and 12.48% increases from uncoated samples. About 9.66% increase for WMF-3 and 9.16% increase for WMF-4 are found from hydrostatic resistance test results of Table-8. These are also significant increases after coating. So, it can be said that there are significant enhancement of hydrostatic resistance for all laminated sample fabrics after coating.

Table 34. ANOVA for hydrostatic resistance of coated and uncoated sample fabrics

Compared pairs (coated and uncoated)	Source of Variation	SS	df	MS	F-ratio	P-value	F -critical
WMK-1	Between Groups	34504.17	1	34504.17	444.26	2.995E-05	7.709
	Within Groups	310.66	4	77.66			
	Total	34814.83	5				
WMK-2	Between Groups	54150	1	54150	786.68	9.613E-06	7.709
	Within Groups	275.33	4	68.83			
	Total	54425.33	5				
WMF-3	Between Groups	16537.50	1	16537.50	351.86	4.756E-05	7.709
	Within Groups	188	4	47			
	Total	16725.50	5				
WMF-4	Between Groups	15606	1	15606	373.05	4.235E-05	7.709
	Within Groups	167.33	4	41.83			
	Total	15773.33	5				

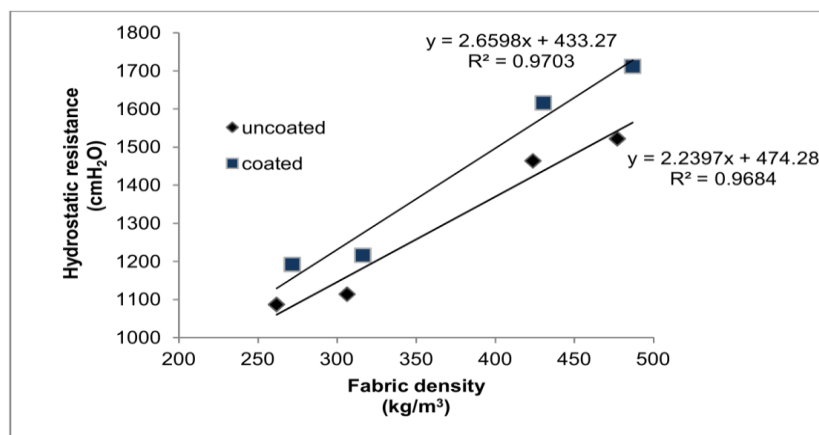


Figure 33. Hydrostatic resistance of coated and uncoated samples.

5.2.2.4 Comparison of breaking strength

Breaking strength test was performed to evaluate the mechanical property of the sample fabrics. Breaking strength was determined by breaking force. From the test results of Table-8, ANOVA of Table-35 and Figure-34, it is evident that there are significant increases of breaking strength of all samples after coating. Here, ANOVA table shows that F-ratios are higher than F-critical values and P-values are less than 0.05 in all fabrics when there are comparisons between coated and uncoated samples. The highest increase in breaking strength after coating among all samples is found for WMK-2 sample. Here, about 19.67% increase is obtained after coating because of its denser and more compact structure than others. About 16.34%, 15.73% and 14.78% increases are found in case of WMK-1, WMF-3 and WMF-4 samples respectively. From Figure-34, it is also clear that there is a positive relationship between fabric density and breaking strength. Breaking strength increases with the increase of fabric density and this trend is observed for both coated and uncoated samples. WMK-2 and WMK-1 samples show higher breaking strength property than WMF-3 and WMF-4 samples due to their higher fabric density values in both cases.

Table 35. ANOVA for breaking strength of coated and uncoated sample fabrics

Compared pairs (coated and uncoated)	Source of Variation	SS	df	MS	F-ratio	P-value	F -critical
WMK-1	Between Groups	11424.40	1	11424.40	179.21	9.27894E-07	5.318
	Within Groups	510	8	63.75			
	Total	11934.40	9				
WMK-2	Between Groups	21902.40	1	21902.40	271.57	1.85467E-07	5.318
	Within Groups	645.20	8	80.65			
	Total	22547.60	9				
WMF-3	Between Groups	8065.60	1	8065.60	83.32	1.67004E-05	5.318
	Within Groups	774.40	8	96.80			
	Total	8840	9				
WMF-4	Between Groups	8065.60	1	8065.60	65.55	4.00664E-05	5.318
	Within Groups	984.40	8	123.05			
	Total	9050	9				

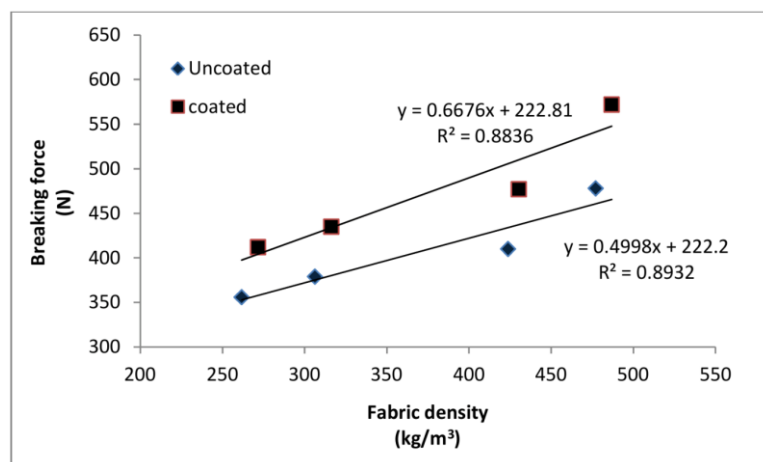


Figure 34. Breaking force of coated and uncoated samples.

5.2.2.5 Comparison of bending rigidity

Stiffness is a special property of a fabric to keep it standing without support. It is determined by bending rigidity which is an important comfort parameter. A fabric needs stiffness, but very stiff fabric can be uncomfortable and unfit for use. When coated and uncoated samples are compared, ANOVA from Table-36 shows that F-ratios are higher than F-critical values in case of all samples as well as P-values are less than 0.05. But, from bending rigidity test results of Table-8 and Figure-35, it can be said that increases of bending rigidity after coating are not as high as the increases of hydrostatic resistance and tensile strength after coating. Here, maximum increase is obtained 7.73% for WMK-2 sample after coating. 5.95%, 5.26% and 5.09% increases are found for WMK-1, WMF-3 and WMF-4 samples respectively. These results reveal that there are not much higher increases in stiffness property after coating because of using polysiloxane hydrophobic softening agent in the coating solution.

Table 36. ANOVA for bending rigidity of coated and uncoated sample fabrics

Compared pairs (coated and uncoated)	Source of Variation	SS	df	MS	F-ratio	P-value	F -critical
WMK-1	Between Groups	0.497	1	0.497	12.689	0.0073771	5.318
	Within Groups	0.314	8	0.039			
	Total	0.811	9				
WMK-2	Between Groups	2.809	1	2.809	138.682	2.474E-06	5.318
	Within Groups	0.162	8	0.020			
	Total	2.971	9				
WMF-3	Between Groups	5.169	1	5.169	175.063	1.015E-06	5.318
	Within Groups	0.236	8	0.029			
	Total	5.405	9				
WMF-4	Between Groups	5.127	1	5.127	292.112	1.396E-07	5.318
	Within Groups	0.140	8	0.018			
	Total	5.267	9				

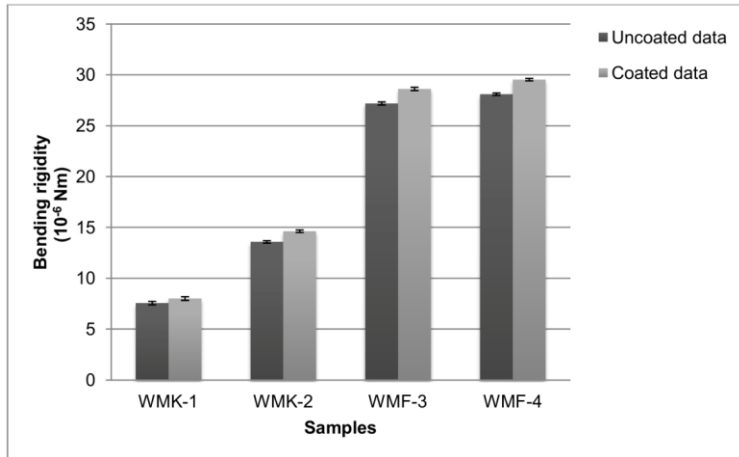


Figure 35. Bending rigidity of coated and uncoated samples

5.2.2.6 Comparison of water vapour permeability

By measuring evaporative resistance (R_{et}), water vapour permeability of a fabric is obtained. Higher R_{et} value determines the lower water vapour transmission of the measuring sample. The effect of fabric weight on water vapour permeability is shown in Figure-36 for both coated and uncoated samples. It is clear that R_{et} values of all samples increase with the increases of fabric weights in both cases. The fabric becomes uncomfortable with increasing the fabric weight and evaporative resistance. Among the four samples, WMF-3 and WMF-4 samples have the lower water vapour permeability due to their higher R_{et} values. The reason is their higher fabric weights and inner knitted fleece structures which cause more air entrapment preventing the diffusion rate of water vapour. As a result, it can be difficult to release sweat from the body in the form of water vapour. On the other hand, WMK-1 and WMK-2 samples show better water vapour permeability due to their lower fabric weights. Again, WMK-1 sample has less densely outer woven structure and less stitch density of inner knitted structure along with lower thickness and lower fabric weight which make it best water vapour permeable among all the samples. The more water vapour transmission of this fabric results in higher fabric breathability. From ANOVA of Table-37, it can be said that there are no significant changes in R_{et} values for all four samples after coating because F-ratios are lower than F-critical values and P-values are more than 0.05. The reason is that applied finish, like, hydrophobic water-repellent coating to a fabric has no great effect on the diffusion process [50]. As a result, no significant change in water vapour permeability is obtained after coating for any sample.

Table 37. ANOVA for evaporative resistance (R_{et}) of coated and uncoated sample fabrics

Compared pairs (coated and uncoated)	Source of Variation	SS	df	MS	F-ratio	P-value	F -critical
WMK-1	Between Groups	0.225	1	0.225	2.885	0.128	5.318
	Within Groups	0.624	8	0.078			
	Total	0.849	9				
WMK-2	Between Groups	0.441	1	0.441	4.20	0.075	5.318
	Within Groups	0.84	8	0.105			
	Total	1.281	9				
WMF-3	Between Groups	0.196	1	0.196	2.904	0.127	5.318
	Within Groups	0.54	8	0.068			
	Total	0.736	9				
WMF-4	Between Groups	0.144	1	0.144	1.882	0.207	5.318
	Within Groups	0.612	8	0.077			
	Total	0.756	9				

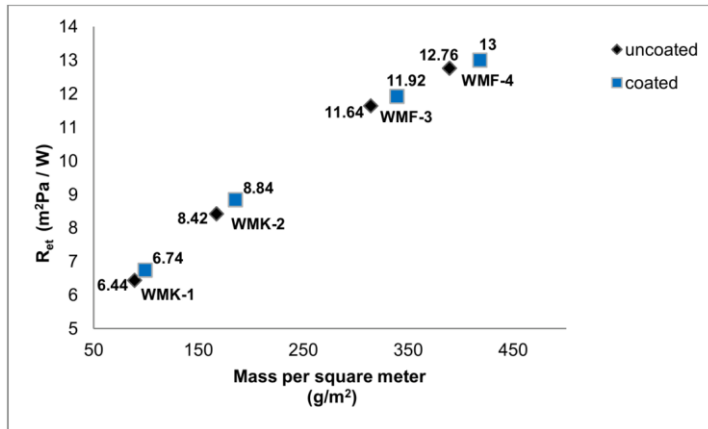


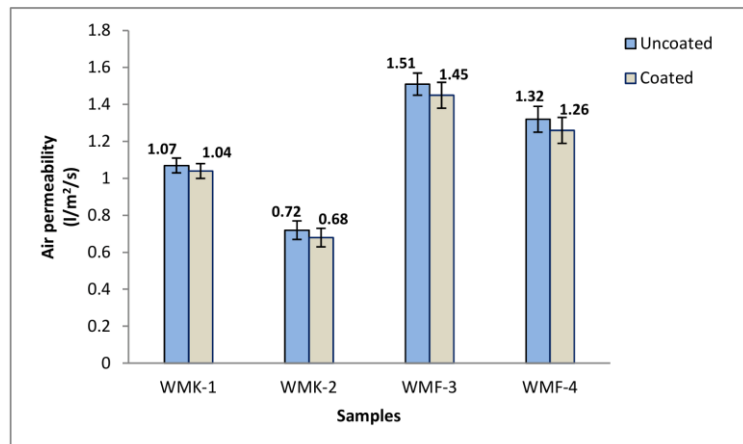
Figure 36. Evaporative resistance (R_{et}) of coated and uncoated samples

5.2.2.7 Comparison of air permeability

In order to determine the changes of air permeability after coating for all samples, analysis of variance of Table-38 and Figure-37 can be discussed. From ANOVA table, F-ratios of all samples are lower than F-critical values and P-values are more than 0.05 which indicates that there are no significant changes in air permeability after coating for all fabric samples. Figure-37 also reveals the same appearance that there are actually on big differences in air permeability between coated and uncoated samples. So, it can be said that the effects of applied water-repellent coating solution on air permeability of different PTFE laminated fabrics are not significant.

Table 38. ANOVA for air permeability of coated and uncoated sample fabrics

Compared pairs (coated and uncoated)	Source of Variation	SS	df	MS	F-ratio	P-value	F -critical
WMK-1	Between Groups	0.005	1	0.005	2.454	0.135	4.414
	Within Groups	0.035	18	0.002			
	Total	0.040	19				
WMK-2	Between Groups	0.008	1	0.008	3.113	0.095	4.414
	Within Groups	0.044	18	0.002			
	Total	0.052	19				
WMF-3	Between Groups	0.019	1	0.019	4.366	0.051	4.414
	Within Groups	0.082	18	0.005			
	Total	0.102	19				
WMF-4	Between Groups	0.019	1	0.019	3.793	0.067	4.414
	Within Groups	0.091	18	0.005			
	Total	0.110	19				

**Figure 37.** Air permeability of coated and uncoated samples.

6 Evaluation of results and new finding

This study newly designed and prepared microporous PU membrane laminated waterproof breathable fabrics with different layered structures that could be used as outdoor sports fabrics and their different properties, like, hydrostatic resistance, thermo-physiological comfort properties and mechanical behaviors were statistically analyzed. A novel approach of coating was applied in this study on four different types of PTFE membrane laminated different structured waterproof breathable fabrics. The following findings are drawn from the results of the experiment.

- Hydrostatic resistance values of prepared two-layered and three-layered PU membrane laminated fabrics are obtained more than 500 cmH₂O which indicates the fabrics as good quality products for using as outdoor sports clothing. Compactness of outer woven layers with

different warp and weft cover factors make the laminated fabrics with different fabric weights and densities which influence on hydrostatic resistance values. From P-value, r-value and R^2 -value, it has been found that hydrostatic resistance property is significantly and positively influenced by fabric weight and fabric density. Added knitted layers to three-layered samples contribute to increase fabric weight and density. And these three-layered fabrics show better hydrostatic resistance values than two-layered samples. Sample prepared by outer woven layer with more warp cover factor and weft cover factor or more compact structure shows higher hydrostatic resistance property than others.

- Obtained R_{et} values of all prepared PU membrane laminated samples are between 6-10 m^2Pa/W . This means that all prepared samples are good breathable fabrics. Water vapour permeability of the prepared sample fabrics are greatly influenced by their fabric weight and fabric thickness. Obtained P-value, r-value and R^2 -value from statistical analysis express that water vapour permeability of the samples are significantly and negatively influenced by fabric weight and fabric thickness. This indicates that the sample fabrics become more comfortable when their fabric weight and thickness are lower. But, fabric weight has more influence than fabric thickness on water vapour permeability of the samples that is derived from statistical analysis. Three-layered samples show less water vapour permeability than two-layered samples due to their increasing weight and thickness after adding knitted inner parts.
- Air permeability values of the prepared sample fabrics depend on fabric thickness, fabric density, warp and weft cover factors or compactness of outer woven layers as well as inner knitted structures. Obtained P-value, r-value and R^2 -value express significant negative influences of fabric thickness and fabric density on their air permeability values. Prepared sample fabric with lower thickness and lower density is found as more air permeable and sample fabric of more compactness with more warp cover factor and more weft cover factor of outer woven layer is found as less air permeable. Three-layered samples are less air permeable than two-layered samples as knitted inner layer for each three-layered sample causes more air entrapment resulting in less air permeability. However, thermal resistance values of PU membrane laminated fabrics are significantly and positively influenced by their thickness property that has been proved by obtained P-value, r-value and R^2 -value from statistical analysis. Three-layered samples show more thermal resistance values than two-layered samples due to their more thickness values after adding knitted parts as inner layers. Moreover, due to using the knitted fabrics, there are more air gaps between fibers that cause the decrease of heat transfer with increasing thermal resistance property. So, prepared three-layered fabrics are more comfortable than two-layered fabrics in comparatively cold condition.
- From obtained P-value, r-value and R^2 -value, it is evident that breaking strength of the sample fabric is significantly and positively influenced by fabric weight and fabric density. All three-layered samples show more breaking strength property than all two-layered samples due to their higher fabric weight and density after adding knitted fabrics as inner layers. Prepared laminated fabric with outer woven layer of more warp cover factor and more weft cover factor shows higher breaking strength due to the more compactness of the fabric. Again, obtained P-value, r-value and R^2 -value determine that bending rigidity of PU membrane laminated fabric is significantly and positively influenced by the thickness property of the fabric. Three-layered sample fabric with outer woven layer of highest warp cover factor and weft cover factor shows

the highest bending rigidity value among all the samples due to its highest thickness value with maximum compactness.

- During application of coating solution on four different types of PTFE membrane laminated three-layered waterproof breathable sample fabrics, the best mixing ratio of 50 g/L C₆-based fluorocarbon water repellent chemical and 15 g/L polysiloxane hydrophobic softening agent was selected and applied according to the best results obtained from coating a particular sample. However, all coated four samples show more regular and smooth surfaces under scanning electron microscope due to evenly deposition of coating materials on the fabric layers. All the four coated sample fabrics show complete non-wetting property during spray test even after washing which indicates the proper water-repellent property of the four samples after coating. Hydrostatic resistance and breaking strength properties of all four samples are significantly increased after coating as P-values are obtained less than 0.05 as well as F-ratios are higher than F-critical values from ANOVA for both cases during comparison of every coated and uncoated sample fabric. Bending rigidity is also increased after coating, but it is not as much higher increase as the increases of hydrostatic resistance and breaking strength due to using of softening agent. No significant increases or no big differences are obtained in water vapour permeability after coating in four different samples which indicates no significant changes in breathability after coating. And, air permeability is also not increased significantly after coating for any of four sample fabrics.

All the above findings of the experiment should be considered with a great importance during designing and preparing outdoor sports waterproof breathable laminated fabrics for the comfortability of the users.

7 References

- [1] Painter, C. J. (1996). Waterproof breathable fabric laminates: A perspective from film to market place. *Journal of Coated Fabrics*, 26(2), 107-130.
- [2] Tanner, J.C. (1979). Breathability, comfort and gore-tex laminates. *Journal of Coated Fabrics*, 8(4), 312-322.
- [3] Das, B., Das, A., Kothari, V., Fanguiero, R. and Araujo, M. D. (2009). Moisture flow through blended fabrics - effect of hydrophilicity. *Journal of Engineered Fibers and Fabrics*, 4(4), 20-28.
- [4] Ozen, I. (2012). Multi-layered breathable fabric structures with enhanced water resistance. *Journal of Engineered Fibers and Fabrics*, 7(4), 63-69.
- [5] Chinta, Dr. S. K. and Satish, D. (2014). Studies in waterproof breathable textiles. *International Journal of Recent Development in Engineering and Technology*, 3(2), 16-20.
- [6] Kang, Y. K., Park, C. H., Kim, J. and Kang, T. J. (2007). Application of electrospun polyurethane web to breathable waterproof fabrics. *Fibers and Polymers*, 8(5), 564-570.
- [7] Holms, D. A. (2000). Waterproof breathable fabrics. In: Horrocks, A.R. and Anand, S.C. (eds). *Handbook of Technical Textiles*, The Textile Institute, Wood Head Publishing Ltd., 282-315.

- [8] Sen, A. K. (2001). Coated Textiles: Principles & applications. Technomic Publishing Co. Inc., Lancaster, Basel, 133-154.
- [9] Gretton, J. C., Brook, D. B., Dyson, H. M. and Harlock, S. C. (1998). Moisture vapor transport through waterproof breathable fabric and clothing systems under a temperature gradient. *Textile Research Journal*, 68(12), 936-941.
- [10] Yadav, A. K., Kasturiya, N. and Mathur, G. N. (2002). Breathability in polymeric coatings. *Man-Made Textiles in India*, 45(2), 56-60.
- [11] Save, N. S., Jassal, M. and Agrawal, A. K. (2002). Polyacrylamide based breathable coating for cotton fabric. *Journal of Industrial Textiles*, 32(2), 119-138.
- [12] White, P. A., Sleeman, M. J. and Smith, P. R. (2004). Retroreflective fabrics and method of production. Extracts from European patent applications- Part-1B: Primary industry, Fixed constructios. *Mining*, 20(14):1261, EP 1402107.
- [13] Brzezinski, S. (1999). Selected problems of chemical treatment of fibres, Ed. of Technical University of Lodz, (Bielsko Biala), 3(3), 71-169.
- [14] Brzezinski, S., Ornat, M. and Malinowska, G. (1996). Textile Barrier Materials for Special Applications. *Fibres & Textiles in Eastern Europe*, 4(3-4), 124-125.
- [15] Lomax, R. (2005). Nanotechnology for Moisture Management Clothing Assemblies. Paper at the Symposium Avantex, Frankfurt.
- [16] Guttenberger, T. (2000). Sympatex Protection Wear: Membrane Garments for Professionals. Referat 9 for XXI. Int. Chemiefa-sertagung, Dornbirn.
- [17] Ahn, H. W., Park, C. H. & Chung, S. E. (2010). Waterproof and breathable properties of nanoweb applied clothing. *Textile Research Journal*, 81(14), 1438-1447.
- [18] Ahmad, S., Ahmad, F., Afzal, A., Rasheed, A., Mohsin, M. and Ahmad, N. (2015). Effect of weave structure on thermo-physiological properties of cotton fabrics. *Autex Research Journal*, 15(1), 30-34.
- [19] Krishnan, S. (1991). Technology of breathable coatings. *Journal of Industrial Textiles*, 21, 71-73.
- [20] Maqsood, M., Nawab, Y., Shaker, K., Umair, M., Ashraf, M., Baitab, D. M., Hamdani, S.T.A. and Shahid, S. (2016). Modelling the effect of weave structure and fabric thread density on mechanical and comfort properties of woven fabrics. *Autex Research Journal*, 16(3), 160-164.
- [21] Celcar, D., Meinander, H. and Gersak, J. (2008). Heat and moisture transmission properties of clothing systems evaluated by using a sweating thermal manikin under different environmental conditions. *International Journal of Clothing Science and Technology*, 20(4), 240-252.
- [22] Yoon, H. N., Sawyer, L. C. and Buckley, A. (1984). Improved comfort polyester- Part-II : Mechanical and surface properties. *Textile Research Journal*, 54(6), 357-365.

- [23] Das, A., Alagirusamy, R. and Kumar, P. (2011). Study of heat transfer through multilayer clothing assemblies: A theoretical prediction. *Autex Research Journal*, 11(2), 54-60.
- [24] Zielinski, J. (1997). The effect of pack structure on steam permeability. *Fibres & Textiles in Eastern Europe*, 9(3), 28-30.
- [25] Zielinski, J. and Majewski, P. (1997). A measuring system for the assessment of moisture transport through Textiles. *Fibres & Textiles in Eastern Europe*, 5(3), 57-59.
- [26] Schmidt, H., Marcinkowska, D., and Cieslak, M. (2005). Testing vapour permeability through porous membranes. *Fibres & Textiles in Eastern Europe*, 13(2), 66-68.
- [27] Holmes, D. A. (2000). Performance characteristics of waterproof breathable fabrics. *Journal of Industrial Textiles*, 29(4), 306-316.
- [28] Spijkers, J. C. W. (1995). Update Sympatex. *World Sports Activewear*, 1(1), 40-43.
- [29] Reischl, U. and Stransky, A. (1980). Comparative assessment of Goretex and Neoprene vapor barriers in firefighter turn-out coat. *Textile Research Journal*, 50(11), 643-647.
- [30] Kim, K.S., and Park, C. H. (2013). Thermal comfort and waterproof breathable performance of aluminum-coated polyurethane nanowebs. *Textile Research Journal*, 83(17), 1808-1820.
- [31] Sayed, U. and Dabhi, P. (2017). Finishing of textiles with fluorocarbons. In: William, J. T. (ed). *Waterproof and water repellent textiles and clothing*, The Textile Institute, Wood Head Publishing Ltd., 139-152.
- [32] Razzaque, A., Tesinova, P., Hes, L. and Arumugam, V. (2018). Hydrostatic resistance and mechanical behaviours of breathable layered waterproof fabrics. *Fibres & Textiles in Eastern Europe*, 26(1), 108-112.
- [33] Arumugam, V., Mishra, R., Militky, J. and Salacova, J. (2017). Investigation on thermo-physiological and compression characteristics of weft-knitted 3D spacer fabrics. *The Journal of the Textile Institute*, 108(7), 1095-1105.
- [34] CSN EN 12127, Determination of mass per unit area, 1997.
- [35] EN ISO 5084, Determination of thickness of textiles and textile products, 1996.
- [36] Arumugam, V., Mishra, R., Militky, J. and Novak, J. (2015). Thermo-acoustic behaviour of 3D knitted spacer fabrics. *Fibers and Polymers*, 16(11), 2467-2476.
- [37] AATCC 127, Water resistance: Hydrostatic pressure test, 1989.
- [38] ISO 11092: 2014. Textiles - Physiological effects – Measurement of thermal and water vapour resistance under steady-state conditions (Sweating guarded-hotplate test).
- [39] Boguslawska-Baczek, M. and Hes, L. (2013). Effective water vapour permeability of wet wool fabric and blended fabrics. *Fibres & Textiles in Eastern Europe*, 21(1), 67-71.
- [40] Hes, L. (2005). Permetest Instrument, Liberec: Sensora Instrument and Consulting.

- [41] Hes, L. and Dolezal, I. (2003). A new portable computer-controlled skin model for fast determination of water vapor and thermal resistance of fabrics. Asian Textile Conference, New Delhi.
- [42] EN ISO 9237, Determination of the permeability of fabrics to air, 1995.
- [43] Oglakcioglu, N. and Marmarali, A. (2007). Thermal comfort properties of some knitted structures. *Fibres & Textiles in Eastern Europe*, 15, 64-65.
- [44] International Standard No. 23-204-02/01, Thermal properties by Alambeta device, 2004.
- [45] Fridrichova, L. (2013). A new method of measuring the bending rigidity of fabrics and its application to the determination of the their anisotropy. *Textile Research Journal*, 83, 883-892.
- [46] CSN EN ISO 13934-1, Determination of maximum force and elongation, 2013.
- [47] AATCC 22, Water repellency: Spray test, 2002.
- [48] Ozcan, G. (2007). Performance evaluation of water repellent finishes on woven fabric properties. *Textile Research Journal*, 77(4), 265-270.
- [49] Guanxiong, Q., Yuan, Z., Zhongwei, W., Jianli, L., Min, L. and Jie, Z. (1991). Comfort in Knitted Fabrics. International Man-Made Fibres Congress Proceeding, Dornbirn.
- [50] Wang, J. H. and Yasuda, H. (1991). Dynamic water vapor and heat transport through layered fabrics- Part-I: Effect of surface modification. *Textile Research Journal*, 61(1), 10-20.

8 List of papers published by the author

Published articles in impact factor Journal

1. **Razzaque, A.**, Tesinova, P. and Hes, L. (2019). “Enhancement of hydrostatic resistance and mechanical performance of waterproof breathable laminated fabrics”. *Autex Research Journal*, 19(1), 44-53.
2. **Razzaque, A.**, Tesinova, P., Hes, L. and Arumugam, V. (2018). “Hydrostatic resistance and mechanical behaviours of breathable layered waterproof fabrics”. *Fibres & Textiles in Eastern Europe*, 26(1), 108-112.
3. **Razzaque, A.**, Tesinova, P., Hes, L., Salacova, J. and Abid, H. A. (2017). “Investigation on hydrostatic resistance and thermal performance of layered waterproof breathable fabrics”. *Fibers and Polymers*, 18(10), 1924-1930.

Other published articles in Journal

1. **Razzaque, A.**, Saha, J, Asif, A. H. and Rahman, M. (2015). “Influence of pin spacer on yarn quality in a ring frame”. *International Journal of Current Engineering and Technology*, 5(4), 2380-2382.

2. Bashar, M. M., Siddiquee, A. B. and **Razzaque, A.** (2015). "A study on color strength and fastness properties of Moder Direct Red BWS dye". ITET Journal, 11, 35- 40.
3. **Razzaque, A.** and Khan, A. N. (2014). "Influences of key shape of the false twist device in the drafting system of ring frame". BUFT Journal, 2, 23-27.
4. **Razzaque, A.**, Siddiquee, M. A. B. and Mamun, M. A. A. (2014). "Effect of false twist at the drafting zone of ring frame". Journal of Science and Technology, 4(1), 137-142.

Contribution in Conference proceeding

1. **Razzaque, A.** and Tesinova, P. "Analysis of water resistance and mechanical performance of microporous polyurethane membrane laminated waterproof breathable fabrics", paper accepted in TechConnect World Innovation Conference to be held in June, 2019 at Boston, Massachusetts, U.S.A.
2. **Razzaque, A.** and Tesinova, P. "A study on waterproof and thermal performances of coated multi-layered breathable laminated fabrics", in Central European Conference, 2017.
3. **Razzaque, A.** and Tesinova, P. "Analysis of waterproof and thermal properties for multi-layered breathable fabrics", in Strutex Conference, 2016.
4. **Razzaque, A.** and Tesinova, P. "Thermal and breathable properties of waterproof laminated fabrics", in Bila Voda Workshop, 2016.

Curriculum Vitae

First Name and Surname: Abdur Razzaque

Present address:

Faculty of Textile Engineering,
Technical University of Liberec,
Studentska 1402/2, 46117 Liberec 1,
Czech Republic.
Mobile: +420776148252



Permanent address:

39, North Chashara,
Narayanganj-1400,
Bangladesh.
E-mail: araztm29@yahoo.com

Date of birth: 26th December, 1977

Nationality: Bangladeshi

Marital status: Married

Ph.D. Thesis: “Evaluation of Hydrostatic Resistance and Comfort Properties of Breathable Laminated Fabrics”.

Education:

- Master of Science (M.Sc.) in Management of Textile Trade and Technology (2012- 2013): Hochschule Niederrhein University of Applied Sciences, Germany.
- Bachelor of Science (B.Sc.) in Textile Technology (1999): Bangladesh University of Textiles, Dhaka, Bangladesh.

Professional Experience:

- January 17, 2012 to-date: Assistant Professor, Textile Engineering Department, Mawlana Bhashani Science and Technology University, Tangail, Bangladesh.
- January 17, 2010 to January 16, 2012: Lecturer, Textile Engineering Department, Mawlana Bhashani Science and Technology University, Tangail, Bangladesh.

Publications in Journal:

1. **Razzaque, A.**, Tesinova, P. and Hes, L. (2019). "Enhancement of hydrostatic resistance and mechanical performance of waterproof breathable laminated fabrics". *Autex Research Journal*, 19(1), 44-53.
2. **Razzaque, A.**, Tesinova, P., Hes, L. and Arumugam, V. (2018). "Hydrostatic resistance and mechanical behaviours of breathable layered waterproof fabrics". *Fibres & Textiles in Eastern Europe*, 26(1), 108-112.
3. **Razzaque, A.**, Tesinova, P., Hes, L., Salacova, J. and Abid, H. A. (2017). "Investigation on hydrostatic resistance and thermal performance of layered waterproof breathable fabrics". *Fibers and Polymers*, 18(10), 1924-1930.
4. **Razzaque, A.**, Saha, J, Asif, A. H. and Rahman, M. (2015). "Influence of pin spacer on yarn quality in a ring frame". *International Journal of Current Engineering and Technology*, 5(4), 2380-2382.
5. Bashar, M. M., Siddiquee, A. B. and **Razzaque, A.** (2015). "A study on color strength and fastness properties of Moder Direct Red BWS dye". *ITET Journal*, 11, 35- 40.
6. **Razzaque, A.** and Khan, A. N. (2014). "Influences of key shape of the false twist device in the drafting system of ring frame". *BUFT Journal*, 2, 23-27.
7. **Razzaque, A.**, Siddiquee, M. A. B. and Mamun, M. A. A. (2014). "Effect of false twist at the drafting zone of ring frame". *Journal of Science and Technology*, 4(1), 137-142.

Contribution in Conference proceeding

1. **Razzaque, A.** and Tesinova, P. "Analysis of water resistance and mechanical performance of microporous polyurethane membrane laminated waterproof breathable fabrics", paper accepted in TechConnect World Innovation Conference to be held in June, 2019 at Boston, Massachusetts, U.S.A.
2. **Razzaque, A.** and Tesinova, P. "A study on waterproof and thermal performances of coated multi-layered breathable laminated fabrics", in Central European Conference, 2017.
3. **Razzaque, A.** and Tesinova, P. "Analysis of waterproof and thermal properties for multi-layered breathable fabrics", in Strutex Conference, 2016.
4. **Razzaque, A.** and Tesinova, P. "Thermal and breathable properties of waterproof laminated fabrics", in Bila Voda Workshop, 2016.

Brief description of the current expertise, research and scientific activities

Doctoral studies: Full time student at the Faculty of Textile Engineering
Department of Textile Evaluation
Specialization: Textile Technics and Material Engineering

List of Exams Passed: [1] Mathematical Statistics and Data Analysis
[2] Heat and Mass Transfer in Porous Media
[3] Clothing Comfort
[4] Structural Theory of Fibrous Assemblies
[5] Experimental Technique of the Textile

State Doctoral Exam: Passed

Research Projects: [1] SGS Project- 21148,
Evaluation of methodology for moisture management at different air
conditions.
Project participant, 2016
[2] SGS Project- 21199
Alternative testing of laminated materials with textile component and
behavior of humidity in textiles.
Project participant, 2017

Record of the state doctoral exam

ZÁPIS O VYKONÁNÍ STÁTNÍ DOKTORSKÉ ZKOUŠKY (SDZ)

Jméno a příjmení doktoranda: **Abdur Razzaque, M.Sc.**
Datum narození: **26. 12. 1977**
Doktorský studijní program: **Textilní inženýrství**
Studijní obor: **Textile Technics and Materials Engineering**
Forma: **prezenční**
Termín konání SDZ: **29. 3. 2018**

prospěl

~~**neprospěl**~~

prof. RNDr. Oldřich Jirsák, CSc.	
prof. Ing. Jakub Wiener, Ph.D.	
prof. Ing. Karel Adámek, CSc.	
doc. Ing. Vladimír Bajzík, Ph.D.	
doc. Ing. Antonín Havelka, CSc.	
doc. Ing. Maroš Tunák, Ph.D.	
Ing. Brigita Kolčavová Sirková, Ph.D.	

V Liberci dne 29. 3. 2018

O průběhu SDZ je veden protokol.



Recommendation of the supervisor

Supervisor's opinion on PhD thesis of Abdur Razzaque

Topic: Evaluation of Hydrostatic Resistance and Comfort Properties of Breathable Laminated Fabrics

I am writing this recommendation letter for Abdur Razzaque regarding his final defence. Mr. Abdur Razzaque has been studying and doing research work under my supervision for the last four years. He is hard working and concerned to the target. Despite he is Textile Engineer, his previous research topics were oriented to polymer science and spinning technology so he had to amend his knowledge for better orientation in thesis topic for comfort properties and laminated materials compositions.

The main aim of his research work is to study waterproof breathable membrane laminated fabrics from point of view of mechanical, thermo-comfort and usage properties, mainly of resistance to water penetration optimal fabrics which protect wearer in outer weather conditions. Materials for sports apparel are constructed all over the world but primarily based on experience only and changes in manufacturing are done by trial and error method. Journal publications nowadays are oriented on the one/two most important properties. A complex study oriented on relation of all properties together with recommendation for producers is needed.

The first study is oriented on complex evaluation of laminated material composed with microporous PU membrane. Deep description of ANOVA followed all measured properties. Second study was designed to evaluate another view of resistance against water. It was prepared materials coated with C6-based fluorocarbon resin and polysiloxane hydrophobic softening agent in examined mixing ratio. Properties correlations are evaluated to the geometrical parameters too.

Abdur Razzaque improved his skills in data analysis and build two experimental parts to reach valuable results. He consulted a lot with specialists and professors at faculty and worked on the recommendation given him by the state examination committee. His publications were accepted in respected journals. When presenting his work on doctoral seminars, he was always straight to topic description and discuss unbreakable.

It was tested plagiarism with system STAG + Thesis and defined as 0 %. It was mention only two sources with similarity. I observed this and can conclude that it was not even whole sentences but phrases which cannot be changes because reason have to remain same. In both cases it is even one journal paper of the student himself as a first author.

By conclusion I can say that this thesis is consistence and experimentally oriented on hydrostatic resistance related to the use of multilayer composed fabrics. I recommend him for defence as he has completed all necessary exams and work hard to improve himself as a researcher.

In Liberec, 22.03.2019

Ing. Pavla Těšínová, Ph.D.
Supervisor

Opponent's reviews

Review

Dissertation of

Abdur Razzaque

called

**Evaluation of Hydrostatic Resistance
and
Comfort Properties of Breathable Laminated Fabrics**

Liberec, 29th July 2019

written by: doc. Ing. Lukáš Čapek, Ph.D.

1. Introduction

The thesis has 94 pages comprising graphs, figures and tables. The appendix contains the author's scientific articles aiming to the topic of the work. The work has five chapters that contains introduction following by independent research topics. The principle goal of the work is to prepare waterproof breathable fabrics, analyse its hydrostatics resistance and its thermo-mechanical properties.

2. Comments to originality and aims of the work

In general overview the waterproof fabrics is a current topic with universal importance. From the scientific point of view, the topic is still open with many unsolved tasks. The aims of the work are described in the chapter one. The key weakness of this work is in absence of any research potential. The aims of the work consist mainly in experimental set-up, that can be done by normalized-standardized experiments. Moreover, the scientific hypotheses are missing. To my opinion these shortcomings decrease the work to an extended MSc final year project.

3. Comments to the state of the art and methods used in the work

The state of the art is insufficient. I would suggest that the author starts with description of the physical principle of breathability of textile fabrics followed by material description. This was not done. Moreover, there are much more articles dealing with breathability fabric (AND/OR)

comfort following standard scientific article websites. Some of them are marginal, but some of them are completely focused on the topic.

The work flow of used methods is missing. The author used the standardized tests which are well described and there is no need for comments. On the other hand, one of the major outcome of this work – preparation of waterproof breathable fabrics is not described well. Therefore, the repeatability is low, nearly impossible.

4. Comments to results

It is evident that the author provided a large number of experiments. Unfortunately, regarding the number of experiments, the results are not well described.

5. Overall decision

The overall novelty of the work is poor or is not well described in presented work. All conclusions are weak and predictable. The PhD thesis doesn't meet scientific standard of similar works.

*I do not recommend the work for defence
(Nedoporučuji práci k obhajobě)*

doc. Ing. Lukáš Čapek, Ph.D., v.r.
Technická Univerzita v Liberci

Review of dissertation

Title: Evaluation of Hydrostatic resistance and Comfort Properties of Breathable Laminated Fabrics
Author: Abdur Razzaque, M. Sc.
Reviewer: Prof. Ing. Karel Adámek, CSc.

Presented dissertation summarizes the research procedures and results of comfort properties of breathable laminated fabrics, used in severe applications, as for instance outdoor activities, sports, firefighting, military. Thus, the importance of the dissertation results for comfortable feeling in such applications is very high.

The work is well-arranged in general, individual material features are explored and explained step by step. Problem solution is divided in several logical steps:

Introduction of 22 pages contains literature overview and describes used measuring devices and methods of samples lamination.

Next 15 pages describe used samples – materials, kind of lamination and monitored fabric properties.

Results and their discussion are widely presented in the next 31 pages.

Last short chapter contains summary, and conclusions together with 71 used references and list of 11 own publications (as co-author), 4 of them in impacted journals.

Using usual measuring standards, the author systematically examines influences of various compositions of samples on some parameters, influencing the comfort of used clothing, as for instance hydrostatic resistance, permeability of air and of water vapour, thermal resistance, bending rigidity. Nevertheless, some measuring procedures could be modified and/or discussed (see remarks below).

Received results are the basis for prediction of an optimal clothing for needed use. So, it could be said that the aim of dissertation is fulfilled.

Individual above-mentioned properties of samples are studied separately, but in general, really it is necessary to fulfil three contradictory requirements together:

- low air permeability from the outside (wind),
- high water vapor permeability from the inside (sweating) and
- low water permeability from the outside (rain).

Cited standards, defining individual measuring procedures, assume higher outside temperature, in comparison with the inside one, I think - see the evaporation scheme at the p. 21 (Fig. 3).

But really, during the cold winter period the inner wet air temperature under the upper clothing layer becomes lower than the dew point of this wet air. Thus, some part of water vapour must condense in liquid water, which remains inside the clothing, because the outer layer is impermeable for water. The clothing becomes wet, the feeling is not comfortable.

And more, how are separating two principal parts of wet air? The vapour should go through the clothing (permeable for water vapour - sweating), but the dry air should not (impermeable for air – wind). Really, the real mixture of the wet air is going through, I think.

For the discussion, here are noted some remarks and/or questions:

p. 16 etc. – The sole unit of the pressure, after standard SI, is Pa = N/m², not cm H₂O!

p. 18 – It should be mentioned that the air flow permeability, here as l/(m²·s) and water vapour flow resistivity (m²·Pa/W) are simply reciprocal values. The evaporation resistance can be

changed by substitution of basic units of SI system in (s/m). It is reciprocal value of air permeability (m/s), received by simply transformation, too. Thus, it could be appropriate to use the same unit (m/s) for both similar parameters. Measured values from Tab. 5 (p. 36), Tab. 8 (p. 42), Tab. 10 (p. 43) can be used for testing of such idea. Maybe, some interesting dependence could be found.

Published permeability values for both air and vapour were measured at the same pressure gradient?

p. 35 etc. - Contrary to above mentioned air/vapour permeabilities, the hydrostatic resistance is a static parameter, when at the surface of the dry sample under hydrostatic pressure arise first water drops. But the conditions in real rain are different.

p. 63, 65 (Fig. 33, 35) – Both thermal resistance and bending rigidity are logically proportional to the sample/lamination thickness.

p. 68-69 (Fig. 37, 39) – Breaking force is logically proportional to the sample density (weight), due to more yarns in the sample cross-section. But how this parameter influences the clothing comfort?

p. 72-74 (Fig. 41-45) – Some illogical values for samples T2-T3-T4 – using increased coating/lamination thickness the observed parameters do not increase. It is an error of measuring/evaluation or some special feature of used lamination?

Finally, I can state that presented dissertation confirm the author's competences in the area of textile technics and material engineering and I recommend, in the case of successful dissertation defence,

to grant him the university degree PhD.

Liberec, 4.11.2019

Karel Adámek